دار التمويل
FINANCE HOUSE
P.J.S.C - ش.م.ع

FINANCE HOUSE INTEGRATED REPORT 2025

دار التمويل
FINANCE HOUSE
P.J.S.C - قطر

CONTENTS

03 Board of Directors

06 External Auditor's Report

15 Financial Statements

121 Corporate Governance Report

158 ESG Sustainability Report

Board of Directors' Report

دار التمويل
FINANCE HOUSE
P.J.S.C - ش.م.ع

Date: 11 February 2026
Ref: 36/FH/TKR/26

Chairman's Report for the year ended 31 December 2025

On behalf of the Board of Directors, I am pleased to present the consolidated financial statements of Finance House P.J.S.C. and its subsidiaries (FH Group) for the financial year ended 31 December 2025.

In 2025, the UAE maintained one of the highest GDP growth rates in the GCC, supported by stable oil prices, extensive domestic reform and accelerated global investment. It strengthened its economic diversification program, advanced its innovation agenda, and reinforced its global positioning as a dynamic center for business, culture and sustainable development.

During 2025, the FH Group continued to focus its energies on strengthening Capital Ratios, shoring up Liquidity buffers, improving asset quality, leveraging cloud technology for improved operational efficiencies and in building digitally enabled Products & Services.

For the year ended 31 December 2025, the FH Group has posted a significantly improved Total Comprehensive Income of AED 21.34 million, compared to AED 1.95 million registered in the previous financial year ended 31 December 2024.

Net Interest Income was higher at AED 129.58 million in 2025 compared to AED 123.81 million in the previous year. This is primarily due to the fact that bulk of the growth in Loans and Advances during the year came from robust growth in the Retail Finance book. Net Fee and Commission income earned in 2025 grew smartly by 26.6% to AED 20.78 million, compared to AED 16.41 million in the previous year.

Our insurance subsidiary registered a remarkable turnaround in overall performance, with a Net Insurance Income of AED 8.27 million in 2025 compared to a Net Insurance Loss of AED 14.75 million in the previous year. Net Investment Income from group-wide investing activities was lower at AED 17.68 million in 2025 compared to AED 40.68 million in the previous year, primarily due to one-off investment valuation gains recorded in the previous year.

Continued robust recoveries from the Non-Performing Loan Portfolio (both Corporate & Retail) boosted Other Operating Income to AED 20.35 million in 2025, compared to AED 21.88 million in the previous year.

In line with the expected credit loss model (ECL) for loan impairment provisioning under IFRS 9, net impairment charge for the year 2025 was AED 33.38 million compared to AED 47.36 million in the previous year.

As a combined result of the above factors, Net Operating Income for 2025 at the Consolidated Group level was higher by 8.5% at AED 157.20 million compared to AED 144.91 million in the previous year.

Total Operating Expenses for 2025 at the Group level were marginally higher at AED 139.46 million compared to AED 137.95 million in the previous year. This is in line with our planned growth in expenditure, to support specific business lines that have registered profitable business growth during the year. Overall, operating expenses for the year were well within budget.

دار التمويل ش.م.ع؛ ص.ب ٧٨٧٨، أبوظبي، ا.ع.م؛ هاتف: ٩٩٩ ٦٢١٩ (٢) ٩٧١+
Finance House P.J.S.C; P.O.Box 7878, Abu Dhabi, U.A.E; Tel: +971 (2) 6219 999
Public Joint Stock Company and the share capital is AED 302,837,770 شركة مساهمة عامة برأس مال وقدره ٣٠٢,٨٣٧,٧٧٠ درهم إماراتي

دار التمويل
FINANCE HOUSE
P.J.S.C - ش.م.ع

Date: 11 February 2026
Ref: 36/FH/TKR/26

Net Loans & Advances as of 31 December 2025 grew to AED 2.19 billion compared to AED 2.08 billion as at the end of the previous year. Customers' Deposits & Margin Accounts registered an impressive growth of circa 45% to AED 2.75 billion as of 31 December 2025, compared to AED 1.90 billion as at the end of the previous year.

At the consolidated level, Shareholders' equity as at 31 December 2025 stood at AED 635.64 million, compared to AED 638.95 million as at the end of the previous year. Cash & Cash equivalents as of 31 December 2025 stood at a robust 27.3% of Total Assets, highlighting the Group's conservative approach to liquidity management.

With the objective of preserving the cash resources of the Group for investments in upcoming strategic initiatives, the Board does not recommend distribution of any cash dividend for the financial year ended 31 December 2025.

We continue to fine-tune our strategies and strategy execution capabilities on a regular basis to take advantage of improving market conditions. We remain optimistic that we will continue to spot and exploit profitable niche opportunities, adapt quickly to changing market conditions, manage risks prudently and maximize returns for our shareholders.

On behalf of the Board of Directors,

Mohammed Abdulla Alqubaisi
Vice Chairman

Abu Dhabi
11 February 2026

دار التمويل
FINANCE HOUSE
P.J.S.C

دار التمويل ش.م.ع؛ ص.ب ٧٨٧٨، أبوظبي، ا.ع.م؛ هاتف: ٩٩٩ ٦٢١٩ (٢) ٩٧١+
Finance House P.J.S.C; P.O.Box 7878, Abu Dhabi, U.A.E; Tel: +971 (2) 6219 999
شركة مساهمة عامة برأس مال وقدره ٣٠٢,٨٣٧,٧٧٠ درهم إماراتي Public Joint Stock Company and the share capital is AED 302,837,770

External Auditor's Report

Finance House P.J.S.C

Consolidated financial statements
For the year ended 31 December 2025

Principal business address:
P O Box 7878
Abu Dhabi
United Arab Emirates

Finance House P.J.S.C

Consolidated financial statements
For the year ended 31 December 2025

Table of contents

	Page
Independent auditor's report	1
Consolidated statement of financial position	7
Consolidated statement of profit or loss	9
Consolidated statement of other comprehensive income	10
Consolidated statement of changes in equity	11
Consolidated statement of cash flows	13
Notes to the consolidated financial statements	15

Grant Thornton Audit and Accounting Limited – Abu Dhabi

Office 1101, 11th Floor
Al Kamala Tower
Zayed the 1st Street
Khalidiya
Abu Dhabi, UAE

T +971 2 666 9750
www.grantthornton.ae

Independent Auditor's Report
To the Shareholders of Finance House P.J.S.C

Report on the Audit of the Consolidated Financial Statements

Qualified Opinion

We have audited the consolidated financial statements of Finance House P.J.S.C (the "Company") and its subsidiaries (the "Group"), which comprise the consolidated statement of financial position as at 31 December 2025, the consolidated statements of profit or loss, other comprehensive income, changes in equity and cash flows for the year then ended, and notes to the consolidated financial statements, including material accounting policy information.

In our opinion, except for the possible effects of the matter described in the *Basis for Qualified Opinion* section of our report the accompanying consolidated financial statements present fairly, in all material respects, the consolidated financial position of the Group as at 31 December 2025, and its consolidated financial performance and its consolidated cash flows for the year then ended in accordance with IFRS Accounting Standards as issued by the International Accounting Standards Board (IASB).

Basis for Qualified Opinion

The Group's investment in Empay LLC, an investment in associate accounted for using the equity method, is carried at AED 34,450 thousand on the consolidated statement of financial position as at 31 December 2025. We were unable to obtain sufficient appropriate audit evidence on the carrying amount of the Group's investment in Empay LLC as at 31 December 2025, the Group's share of Empay LLC's results for the year and related disclosures because there was no financial information available for Empay LLC. Consequently, we were unable to determine whether any adjustments to these amounts were necessary.

We conducted our audit in accordance with International Standards on Auditing (ISA). Our responsibilities under those standards are further described in the *Auditor's Responsibilities for the Audit of the Consolidated Financial Statements* section of our report. We are independent of the Group in accordance with the International Ethics Standards Board for Accountants' *International Code of Ethics for Professional Accountants (including International Independence Standards) (IESBA Code)* together with the other ethical requirements that are relevant to our audit of the consolidated financial statements in the United Arab Emirates, and we have fulfilled our other ethical responsibilities in accordance with the requirements of the IESBA Code. We believe that the audit evidence we have obtained is sufficient and appropriate to provide a basis for our qualified opinion.

© 2026 Grant Thornton UAE. All rights reserved.
Grant Thornton UAE is the trading name for Grant Thornton Audit and Accounting Limited (incorporated in the British Virgin Islands and registered with the Dubai Financial Services Authority), its licensed branches in Abu Dhabi, Dubai, Sharjah, Abu Dhabi Global Market and its subsidiary Grant Thornton LLC.

"Grant Thornton" refers to the brand name under which the Grant Thornton member firms provide services to their clients and/or refers to one or more member firms, as the context requires. Grant Thornton International Limited (GTIL) and the member firms, including Grant Thornton UAE, are not a worldwide partnership. GTIL and each member firm are separate legal entities. Services are delivered by the member firms, GTIL does not provide services to clients. GTIL and its member firms are not agents of, and do not obligate, one another and are not liable for one another's acts or omissions.

Independent Auditor's Report
To the Shareholders of Finance House P.J.S.C

Report on the Audit of the Consolidated Financial Statements (continued)

Key Audit Matter

Key audit matters are those matters that, in our professional judgment, were of most significance in our audit of the consolidated financial statements of the current period. These matters were addressed in the context of our audit of the consolidated financial statements, and in forming our opinion thereon, and we do not provide a separate opinion on these matters.

Key Audit Matter	How our audit Addressed the Key Audit Matter
Impairment of loans, advances and Islamic finance	
As described in note 19 and 20 to the consolidated financial statements, the Group had loans, advances and Islamic finance receivables totaling to AED 2,755 million as at 31 December 2025 representing 67.2% of total assets. The Group recognized allowances for credit losses in its consolidated financial statements using expected credit loss ('ECL") models. The Group exercises significant judgments and makes a number of assumptions in developing its ECL models which is determined as a function of the assessment of the probability of default ("PD"), loss given default ("LGD"), adjusted for the forward-looking information, and exposure at default ("EAD") associated with the underlying exposures subject to ECL. Qualitative adjustments or overlays may also be recorded by the Group using credit judgement where the inputs, assumptions and/or modelling techniques do not capture all relevant risk factors captured by the models. This is considered a key audit matter, as the determination of ECL involves significant management judgement and estimates, use of complex models and this has a material impact on the consolidated financial statements of the Group.	Our audit procedures in this area include the following: • Obtained an understanding of the credit risk management process and estimation process of determining impairment allowances for loans, advances and Islamic finance and tested the design, implementation and operating effectiveness of relevant controls. • For a sample of non-retail exposures, performed a detailed credit review and challenged the appropriateness of the Group's application of the staging criteria including adequacy of provisioning. • Tested the completeness and accuracy of the data used in the calculation of ECL. • We involved our Financial Risk Management (FRM) experts to assess: o the conceptual framework used for developing the Group's impairment policy in the context of its compliance with the requirements of IFRS 9 – Financial Instruments. o ECL modelling methodology and calculations used to compute the probability of default (PD), loss given default (LGD), and exposure at default (EAD) including reasonableness of the assumptions. o The appropriateness of the macro-economic variables, multiple economic scenarios chosen and scenario weightings. • Independently performed recalculation of ECL on a sample basis. • Evaluated post model adjustments and management overlays in order to assess the reasonableness of these judgements.

Independent Auditor's Report
To the Shareholders of Finance House P.J.S.C

Report on the Audit of the Consolidated Financial Statements (continued)

Key Audit Matter (continued)

Key Audit Matter	How our audit Addressed the Key Audit Matter
Impairment of loans, advances and Islamic finance	• For a sample of Stage 3 exposures and for a sample of non-retail exposures we also assessed whether relevant impairment events were identified in a timely manner and the appropriateness of the provisioning assumptions such as estimated future cash flows, collateral valuations and estimates of recovery. • Assessed the disclosure in the financial statements relating to ECL against the requirements of IFRS Accounting Standards.

Other Information

Management is responsible for the other information. The other information comprises the Chairman's report but does not include the consolidated financial statements and our auditors' report thereon.

Our opinion on the consolidated financial statements does not cover the other information and we do not express any form of assurance conclusion thereon.

In connection with our audit of the consolidated financial statements, our responsibility is to read the other information and, in doing so, consider whether the other information is materially inconsistent with the consolidated financial statements, or our knowledge obtained in the audit, or otherwise appears to be materially misstated. If, based on the work we have performed, we conclude that there is a material misstatement of this other information, we are required to report that fact. We have nothing to report in this regard.

Responsibilities of Management and Those Charged with Governance for the Consolidated Financial Statements

Management is responsible for the preparation and fair presentation of the consolidated financial statements in accordance with IFRS Accounting Standards issued by IASB and their preparation in compliance with the applicable provisions of the UAE Federal Law No. (32) of 2021, as amended, and the UAE Federal Decree-Law No (6) of 2025, and for such internal control as management determines is necessary to enable the preparation of consolidated financial statements that are free from material misstatement, whether due to fraud or error.

In preparing the consolidated financial statements, management is responsible for assessing the Group's ability to continue as a going concern, disclosing, as applicable, matters related to going concern and using the going concern basis of accounting unless management either intends to liquidate the Group or to cease operations, or has no realistic alternative but to do so.

Those charged with governance are responsible for overseeing the Group's financial reporting process

Grant Thornton

Independent Auditor's Report
To the Shareholders of Finance House P.J.S.C

Report on the Audit of the Consolidated Financial Statements (continued)

Auditors' Responsibilities for the Audit of the Consolidated Financial Statements

Our objectives are to obtain reasonable assurance about whether the consolidated financial statements as a whole are free from material misstatement, whether due to fraud or error, and to issue an auditors' report that includes our opinion. Reasonable assurance is a high level of assurance, but is not a guarantee that an audit conducted in accordance with ISAs will always detect a material misstatement when it exists. Misstatements can arise from fraud or error and are considered material if, individually or in the aggregate, they could reasonably be expected to influence the economic decisions of users taken on the basis of these consolidated financial statements.

As part of an audit in accordance with ISAs, we exercise professional judgment and maintain professional skepticism throughout the audit. We also:

- Identify and assess the risks of material misstatement of the consolidated financial statements, whether due to fraud or error, design and perform audit procedures responsive to those risks, and obtain audit evidence that is sufficient and appropriate to provide a basis for our opinion. The risk of not detecting a material misstatement resulting from fraud is higher than for one resulting from error, as fraud may involve collusion, forgery, intentional omissions, misrepresentations, or the override of internal control.

- Obtain an understanding of internal control relevant to the audit in order to design audit procedures that are appropriate in the circumstances, but not for the purpose of expressing an opinion on the effectiveness of the Group's internal control.

- Evaluate the appropriateness of accounting policies used and the reasonableness of accounting estimates and related disclosures made by management.

- Conclude on the appropriateness of management's use of the going concern basis of accounting and, based on the audit evidence obtained, whether a material uncertainty exists related to events or conditions that may cast significant doubt on the Group's ability to continue as a going concern. If we conclude that a material uncertainty exists, we are required to draw attention in our auditors' report to the related disclosures in the financial statements or, if such disclosures are inadequate, to modify our opinion. Our conclusions are based on the audit evidence obtained up to the date of our auditors' report. However, future events or conditions may cause the Group to cease to continue as a going concern.

- Evaluate the overall presentation, structure and content of the consolidated financial statements, including the disclosures, and whether the consolidated financial statements represent the underlying transactions and events in a manner that achieves fair presentation.

- Plan and perform the group audit to obtain sufficient appropriate audit evidence regarding the financial information of the entities or business units within the group as a basis for forming an opinion on the group financial statements. We are responsible for the direction, supervision and review of the audit work performed for purposes of the group audit. We remain solely responsible for our audit opinion.

Independent Auditor's Report
To the Shareholders of Finance House P.J.S.C

Report on the Audit of the Consolidated Financial Statements (continued)

Auditors' Responsibilities for the Audit of the Consolidated Financial Statements (continued)

We communicate with those charged with governance regarding, among other matters, the planned scope and timing of the audit and significant audit findings, including any significant deficiencies in internal control that we identify during our audit.

We also provide those charged with governance with a statement that we have complied with relevant ethical requirements regarding independence and communicate with them all relationships and other matters that may reasonably be thought to bear on our independence, and where applicable, actions taken to eliminate threats or safeguards applied.

From the matters communicated with those charged with governance, we determine those matters that were of most significance in the audit of the consolidated financial statements of the current period and are therefore the key audit matter. We describe these matters in our auditors' report unless law or regulation precludes public disclosure about the matter or when, in extremely rare circumstances, we determine that a matter should not be communicated in our report because the adverse consequences of doing so would reasonably be expected to outweigh the public interest benefits of such communication.

Report on Other Legal and Regulatory Requirements

Furthermore, as required by the UAE Federal Law No. (32) of 2021, as amended, we report that:

(i) we have obtained all the information we considered necessary for the purposes of our audit;

(ii) the consolidated financial statements have been prepared and comply, in all material respects, with the applicable provisions of the UAE Federal Law No. (32) of 2021, as amended;

(iii) the Group has maintained proper books of account in accordance with established accounting principles;

(iv) the financial information included in the Chairman's report, in so far as it relates to these consolidated financial statements, is consistent with the books of account of the Group;

(v) as disclosed in note 18 to the consolidated financial statements, the Group purchased and sold shares during the year ended 31 December 2025;

(vi) Note 37 to the consolidated financial statements discloses material related party transactions and the terms under which they were conducted;

(vii) there are no social contributions made during the year ended 31 December 2025 as set out in Note 15 of the consolidated financial statements; and

(viii) based on the information that has been made available to us, nothing has come to our attention which causes us to believe that the Group has contravened during the financial year ended 31 December 2025 any of the applicable provisions of the UAE Federal Law No. (32) of 2021, as amended, or of its Articles of Association, which would materially affect its activities or its consolidated financial position as at 31 December 2025.

Grant Thornton

Independent Auditor's Report
To the Shareholders of Finance House P.J.S.C

Report on Other Legal and Regulatory Requirements (continued)

Further, as required by Article (140) of the UAE Federal Law No. (6) of 2025, we report that we have obtained all the information and explanations we considered necessary for the purpose of our audit.

GRANT THORNTON UAE

Dr. Osama El Bakry
Registration No: 935
Abu Dhabi, United Arab Emirates

19 February 2026

Financial Statements

Consolidated statement of financial position
As at 31 December 2025

	Note	**31 December 2025 AED'000**	31 December 2024 AED'000
Assets			
Cash on hand	17	**8,137**	8,521
Due from banks	17	**1,174,799**	388,583
Investment securities	18	**235,208**	212,443
Loans and advances	19	**2,186,221**	2,064,427
Islamic financing and investing assets	20	**8,244**	11,325
Investment in equity accounted investees	21	**86,004**	83,515
Interest receivable and other assets	22	**91,588**	81,641
Insurance and reinsurance contract assets	23	**163,551**	127,878
Property, fixtures and equipment	24	**108,502**	113,339
Intangibles	25	**6,705**	6,705
Investment properties	26	**30,942**	30,942
Total assets		**4,099,901**	3,129,319
Liabilities and equity			
Liabilities			
Customers' deposits and margin accounts	27	**2,754,782**	1,897,198
Due to banks and other financial institutions	17	**58,969**	42,863
Short term borrowings	28.1	**280,000**	295,000
Insurance and reinsurance contract liabilities	23	**295,182**	188,997
Interest payable and other liabilities	29	**61,114**	51,927
Provision for employees' end of service benefits	30	**14,216**	14,388
Total liabilities		**3,464,263**	2,490,373

Consolidated statement of financial position (continued)
As at 31 December 2025

	Note	**31 December 2025 AED'000**	31 December 2024 AED'000
Equity			
Share capital	31	**302,838**	302,838
Treasury shares	32	**(54,272)**	(54,272)
Employees' share-based payment scheme	33	**(1,750)**	(1,750)
Statutory reserve	34	**18,722**	73,179
Fair value reserve		**22,212**	19,692
Impairment reserve not available for distribution		**30,000**	30,000
Accumulated losses		**(9,263)**	(55,677)
Tier 1 Sukuk	35	**272,750**	276,100
Tier 1 Bonds	35	**15,000**	15,000
Proposed directors' remuneration		**1,098**	1,412
		597,335	606,522
Non-controlling interests		**38,303**	32,424
Total equity		**635,638**	638,946
Total liabilities and equity		**4,099,901**	3,129,319
Commitments and contingent liabilities	36	**407,649**	420,723

To the best of our knowledge, the consolidated financial statements present fairly in all material respects the consolidated financial position, consolidated financial performance and consolidated cash flows of the Group as of, and for, the periods presented therein.

These consolidated financial statements were authorized and approved for issue by the Board of Directors on 11 February 2026 and signed on their behalf by:

Mr. Mohammed Alqubaisi
Vice Chairman

Mr. T.K. Raman
Chief Executive Officer

دار التمويل
FINANCE HOUSE
P.J.S.C ش.م.ع
ص.ب: ٧٨٧٨-ابو ظبي
P.O.Box:7878Abu Dhabi
1

The accompanying notes from 1 to 40 form an integral part of these consolidated financial statements.

Consolidated statement of profit or loss
For the year ended 31 December 2025

	Note	**2025 AED'000**	2024 AED'000
Interest income and income from Islamic financing and investing assets	10	**224,279**	222,371
Interest expense and profit distributable to depositors	10	**(94,700)**	(98,560)
Net interest income and income from Islamic financing and investing assets	10	**129,579**	123,811
Fee and commission income	11	**36,012**	30,657
Fee and commission expense	11	**(15,232)**	(14,250)
Net fee and commission income	11	**20,780**	16,407
Insurance services result before reinsurance contracts issued		**(19,261)**	(59,962)
Net income from reinsurance contracts held		**17,694**	36,547
Insurance finance expense for insurance contracts issued		**(6,155)**	(5,430)
Reinsurance finance income for reinsurance contracts held		**15,995**	14,098
Net insurance income/(loss)		**8,273**	(14,747)
Net investment income	12	**11,598**	44,914
Allowance for expected credit losses on loans and advances	19	**(32,888)**	(46,600)
Allowance for expected credit losses on Islamic financing and investing assets	20	**(494)**	(755)
Other operating income, net	13	**20,348**	21,878
Net operating income		**157,196**	144,908
Salaries and employees related expenses	14	**(86,934)**	(91,666)
Depreciation of property, fixtures and equipment	24	**(12,821)**	(10,417)
General and administrative expenses	15	**(39,700)**	(35,869)
Operating profit for the year		**17,741**	6,956
Share of profit from equity accounted investees	21	**2,489**	1,301
Profit for the year before tax		**20,230**	8,257
Tax expense	39	**(2,483)**	(769)
Proft for the year after tax		**17,747**	7,488

The accompanying notes from 1 to 41 form an integral part of these consolidated financial statements.

Consolidated statement of other comprehensive income
For the year ended 31 December 2025

	Note	**2025 AED'000**	2024 AED'000
Profit for the year after tax		**17,747**	7,488
Other comprehensive income:			
Items that will not be reclassified to profit or loss:			
Equity investments at FVOCI – net change in fair value		**2,851**	(4,257)
Gain/(Loss) on disposal of financial assets at fair value through other comprehensive income		**740**	(1,278)
Other comprehensive income/(loss) for the year		**3,591**	(5,535)
Total comprehensive income for the year		**21,338**	1,953
Profit/(loss) attributable to:			
Equity holders of the parent		**12,199**	15,684
Non-controlling interests		**5,548**	(8,196)
		17,747	7,488
Total comprehensive income/(loss) attributable to:			
Equity holders of the parent		**15,459**	10,099
Non-controlling interests		**5,879**	(8,146)
		21,338	1,953
Basic and diluted loss per share attributable to ordinary shares (AED)	16	**AED (0.03)**	AED (0.01)

The accompanying notes from 1 to 41 form an integral part of these consolidated financial statements.

Finance House P.J.S.C
Consolidated financial statements

Consolidated statement of changes in equity
For the year ended 31 December 2024

	Share capital AED'000	Treasury shares AED'000	Employees' share-based payment scheme AED'000	Statutory reserve AED'000	Fair value reserve AED'000	Accumulated losses AED'000	Impairment reserve not available for distribution AED'000	Proposed directors' remuneration AED'000	Tier 1 Sukuk AED'000	Tier 1 Bonds AED'000	Attributable to shareholders of the parent AED'000	Non-controlling interest AED'000	Total AED'000
Balance at 1 January 2024	302,838	(51,196)	(1,750)	151,671	(56,061)	(18,844)	-	3,598	276,100	15,000	621,356	40,570	661,926
Gain on disposal of investment carried at fair value through other comprehensive income	-	-	-	-	1,278	(1,278)	-	-	-	-	-	-	-
Profit for the year	-	-	-	-	-	15,684	-	-	-	-	15,684	(8,196)	7,488
Net changes in fair value of investments carried at fair value through other comprehensive income	-	-	-	-	(5,585)	-	-	-	-	-	(5,585)	50	(5,535)
Total comprehensive income for the year	-	-	-	-	(4,307)	14,406	-	-	-	-	10,099	(8,146)	1,953
Directors' remuneration paid	-	-	-	-	-	-	-	(3,598)	-	-	(3,598)	-	(3,598)
Proposed director's remuneration	-	-	-	-	-	(1,412)	-	1,412	-	-	-	-	-
Transfer to impairment reserve not available for distribution	-	-	-	-	-	(30,000)	30,000	-	-	-	-	-	-
Transfer to Statutory Reserve	-	-	-	1,568	-	(1,568)	-	-	-	-	-	-	-
Negative Fair value reserve adjustment	-	-		(80,060)	80,060	-	-	-	-	-	-	-	-
Purchase of treasury shares	-	(3,076)	-	-	-	-	-	-	-	-	(3,076)	-	(3,076)
Tier 1 bonds coupon paid	-	-	-	-	-	(1,239)	-	-	-	-	(1,239)	-	(1,239)
Tier 1 sukuk coupon paid	-	-	-	-	-	(17,020)	-	-	-	-	(17,020)	-	(17,020)
Balance at 31 December 2024	302,838	(54,272)	(1,750)	73,179	19,692	(55,677)	30,000	1,412	276,100	15,000	606,522	32,424	638,946

The accompanying notes from 1 to 41 form an integral part of these consolidated financial statements.

Consolidated statement of changes in equity (continued)
For the year ended 31 December 2025

	Share capital AED'000	Treasury shares AED'000	Employees' share-based payment scheme AED'000	Statutory reserve AED'000	Fair value reserve AED'000	Accumulated losses AED'000	Impairment reserve not available for distribution AED'000	Proposed directors' remuneration AED'000	Tier 1 Sukuk AED'000	Tier 1 Bonds AED'000	Attributable to shareholders of the parent AED'000	Non-controlling interest AED'000	Total AED'000
Balance at 1 January 2025	302,838	(54,272)	(1,750)	73,179	19,692	(55,677)	30,000	1,412	276,100	15,000	606,522	32,424	638,946
Gain on disposal of investment carried at fair value through other comprehensive income	-	-	-	-	(740)	740	-	-	-	-	-	300	300
Profit for the year	-	-	-	-	-	12,199	-	-	-	-	12,199	5,548	17,747
Net changes in fair value of investments carried at fair value through other comprehensive income	-	-	-	-	3,260	-	-	-	-	-	3,260	31	3,291
Total comprehensive income for the year	-	-	-	-	2,520	12,939	-	-	-	-	15,459	5,879	21,338
Directors' remuneration paid	-	-	-	-	-	-	-	(1,412)	-	-	(1,412)	-	(1,412)
Proposed director's remuneration	-	-	-	-	-	(1,098)	-	1,098	-	-	-	-	-
Transfer to impairment reserve not available for distribution	-	-	-	-	-	-	-	-	-	-	-	-	-
Transfer to Statutory Reserve	-	-	-	1,220	-	(1,220)	-	-	-	-	-	-	-
Adj. of Negative FV Reserve against accumulated profit	-	-	-	(55,677)	-	55,677	-	-	-	-	-	-	-
Movement in Tier 1 Sukuk	-	-	-	-	-	-	-	-	(3,350)	-	(3,350)	-	(3,350)
Tier 1 bonds coupon paid	-	-	-	-	-	(1,238)	-	-	-	-	(1,238)	-	(1,238)
Tier 1 sukuk coupon paid	-	-	-	-	-	(18,646)	-	-	-	-	(18,646)	-	(18,646)
Balance at 31 December 2025	302,838	(54,272)	(1,750)	18,722	22,212	(9,263)	30,000	1,098	272,750	15,000	597,335	38,303	635,638

The accompanying notes from 1 to 41 form an integral part of these consolidated financial statements.

Consolidated statement of cash flows
For the year ended 31 December 2025

	2025 AED'000	2024 AED'000
CASH FLOWS FROM OPERATING ACTIVITIES		
Profit for the year before tax	**20,230**	8,257
Adjustments for:		
Depreciation of property, fixtures and equipment	**12,821**	10,417
Share of profit from equity accounted investees	**(2,489)**	(1,301)
Dividend income from investments	**(6,127)**	(23,602)
Profit on disposal of investments carried at fair value through profit or loss	**(4,684)**	(1,376)
Net change in fair value of investments carried at fair value through profit or loss	**(787)**	(39,244)
Net impairment loss on loans and advances	**32,888**	46,600
Impairment loss on Islamic financing and investing assets, net	**494**	755
Net provision for employees' end of service benefits	**1,519**	1,624
	53,865	2,130
Changes in:		
Islamic financing and investing assets	**2,587**	2,060
Loans and advances	**(154,682)**	(235,357)
Interest receivable and other assets	**(9,947)**	(18,381)
Insurance receivables and contract assets	**(35,673)**	(20,546)
Customers' deposits and margin accounts	**857,584**	334,509
Interest payable and other liabilities	**6,704**	(22,467)
Insurance and reinsurance contract liabilities	**106,185**	15,971
Cash generated from operating activities	**826,623**	57,919
Employees' end of service benefits paid	**(1,691)**	(364)
Dividend received	**6,127**	23,602
Directors' remuneration paid	**(1,412)**	(3,598)
Net cash generated from operating activities	**829,647**	77,559
CASH FLOWS FROM INVESTING ACTIVITIES		
Purchase of investments carried at fair value through other comprehensive income	**(11,752)**	(11,124)
Proceeds from sale of investments carried at fair value through other comprehensive income	**6,232**	35,077
Purchase of investments carried at fair value through profit or loss	**(40,638)**	(44,439)
Proceeds from sale of investments carried at fair value through profit or loss	**-**	15,475
Proceeds from redemption of fixed deposit	**32,454**	-
Movement in investments carried at amortized cost	**1**	(1)
Purchase of property, fixtures and equipment	**(10,578)**	(6,292)
Proceeds from disposal of property, fixtures and equipment	**2,594**	-
Net cash used in investing activities	**(21,687)**	(11,304)

Consolidated statement of cash flows (continued)
For the year ended 31 December 2025

	Note	**2025 AED'000**	2024 AED'000
CASH FLOWS FROM FINANCING ACTIVITIES			
Repayments of short-term borrowings		**(295,000)**	(150,000)
Repayment of medium-term loans		**-**	(33,333)
Proceeds from medium Term loan		**280,000**	230,000
Movement in Tier 1 Sukuk		**(3,350)**	-
Tier 1 SUKUK coupon paid		**(18,646)**	(17,020)
Tier 1 Bond coupon paid		**(1,238)**	(1,239)
Purchase of treasury shares		**-**	(3,076)
Net cash (used in)/generated from financing activities		**(38,234)**	25,332
Net increase in cash and cash equivalents		**769,726**	91,587
Cash and cash equivalents at 1 January		**348,241**	256,654
Cash and cash equivalents at 31 December	17	**1,117,967**	348,241

The accompanying notes from 1 to 41 form an integral part of these consolidated financial statements.

Notes to the consolidated financial statements
For the year ended 31 December 2025

1 Legal status and principal activities

Finance House P.J.S.C ("the Company") is a public joint stock company incorporated in Abu Dhabi, United Arab Emirates (UAE) in accordance with the provisions of the UAE. The Company was established on 13 March 2004 and commenced its operations on 18 July 2004.

The Company was initially registered in compliance with relevant UAE Federal Law No. (2) of 2015, as amended. The consolidated financial statements have been prepared in accordance with the requirements of the applicable laws and regulations, including UAE Federal Law No. (32) of 2021, as amended, and the UAE Federal Decree-Law No (6) of 2025.

The registered head office of the Company is at P.O. Box 7878, Abu Dhabi, UAE.

The Company is listed on the Abu Dhabi Securities Exchange (Ticker: FH).

These consolidated financial statements comprise the Company and its subsidiaries listed in note 8 (together referred as "the Group").

2 Basis of preparation

(a) Statement of compliance

The financial statements of the Group have been prepared in accordance with IFRS Accounting Standards as issued by the International Accounting Standards Board (IASB) [IFRS Accounting Standards] and the applicable requirements of the laws in the UAE. The financial statements comply with IFRS Accounting Standards.

(b) Basis of measurement

These consolidated financial statements of the Group have been prepared on the historical cost basis except for debt securities, equity shares that are classified as either fair value through profit and loss (FVTPL) or fair value through other comprehensive income (FVTOCI), non-financial assets acquired in settlement of loans and advances and investment properties that are measured at their fair values at the end of each reporting period.

2 Basis of preparation (continued)

(c) Functional and presentation currency

These consolidated financial statements of the Group are prepared in UAE. Dirham (AED) which is the functional currency of the Group. All values are rounded to the nearest thousand (AED '000'), except otherwise indicated.

(d) Use of estimates and judgements

In preparing these consolidated financial statements, management has made judgements, estimates and assumptions that affect the application of the Group's accounting policies and the reported amounts of assets and liabilities, income and expenses, and the disclosure of contingent liabilities. Actual results may differ from these estimates.

Estimates and underlying assumptions are reviewed on an ongoing basis. Revisions to accounting estimates are recognised in the period in which the estimate is revised and in any future periods affected.

Information about significant areas of estimation uncertainty and critical judgements in applying accounting policies that have a significant effect on the amounts recognised in the consolidated financial statements are described in Note 4 to the consolidated financial statements.

3 Material accounting policy information

The accounting policies set out below have been applied consistently to all periods presented in these consolidated financial statements, unless otherwise stated.

Standards, interpretations and amendments to existing standards that are effective in 2025

The following new and revised IFRSs, which became effective for annual periods beginning on or after 1 January 2025, have been adopted in these consolidated financial statements. Their adoption has not had any material impact on the disclosures or on the amounts reported in these consolidated financial statements.

- Classification of Liabilities as Current or Non-Current (Amendments to IAS 1)
- Lease Liability in a Sale and Leaseback (Amendments to IFRS 16)
- Non-current Liabilities with Covenants (Amendments to IAS 1)
- Supplier Finance Arrangements (Amendments to IAS 7 and IFRS 7)

3 Material accounting policy information (continued)

Amendment to standards and interpretations issued but not yet effective

The Group has not yet early applied the following new standards, amendments and interpretations that have been issued but are not yet effective:

Title	Effective for annual periods beginning on or after
Lack of Exchangeability (Amendments to IAS 21) The amendments contain guidance to specify when a currency is exchangeable and how to determine the exchange rate when it is not.	1 January 2025
Amendments to the SASB standards to enhance their international applicability. The amendments remove and replace jurisdiction-specific references and definitions in the SASB standards, without substantially altering industries, topics or metrics	1 January 2025
IFRS 18 Presentation and Disclosures in Financial Statements: IFRS 18 includes requirements for all entities applying IFRS for the presentation and disclosure of information in financial statements.	1 January 2027
IFRS 19 Subsidiaries without Public Accountability: Disclosures: IFRS 19 specifies reduced disclosure requirements that an eligible entity is permitted to apply instead of the disclosure requirements in other IFRS Accounting Standards.	1 January 2027

Management anticipates that these new standards, interpretations and amendments will be adopted in the Group's consolidated financial statements for the period of initial application and adoption of these new standards, interpretations and amendments may have no material impact on the consolidated financial statements of the Group in the period of initial application.

(a) Business combinations

The Group accounts for business combinations using the acquisition method when the acquired set of activities and assets meets the definition of a business and control is transferred to the Group.

In determining whether a particular set of activities and assets is a business, the Group assesses whether the set of assets and activities acquired includes, at a minimum, an input and substantive process and whether the acquired set has the ability to produce outputs. The Group has an option to apply a 'concentration test' that permits a simplified assessment of whether an acquired set of activities and assets is not a business. The optional concentration test is met if substantially all the fair value of the gross assets acquired is concentrated in a single identifiable asset or group of similar identifiable assets.

The cost of an acquisition is measured as the aggregate of the consideration transferred measured at acquisition date fair value and the amount of any non-controlling interests in the acquiree. The consideration transferred does not include amounts related to the settlement of pre-existing relationships. Such amounts are generally recognised in profit or loss. Acquisition-related costs are expensed as incurred and included in general, administration and other operating expenses, except if related to the issue of debt or equity securities.

3 Material accounting policy information (continued)

(a) Business combinations

When the Group acquires a business, it assesses the financial assets and liabilities assumed for appropriate classification and designation in accordance with the contractual terms, economic circumstances and pertinent conditions as at the acquisition date. This includes the separation of embedded derivatives in host contracts by the acquiree.

If the business combination is achieved in stages, any previously held equity interest is re-measured at its acquisition date fair value and any resulting gain or loss is recognised in profit or loss. It is then considered in the determination of goodwill. Any contingent consideration is measured at fair value at the date of acquisition. If an obligation to pay contingent consideration that meets the definition of a financial instrument is classified as equity, then it is not remeasured and settlement is accounted for within equity. Otherwise, other contingent consideration is remeasured at fair value at each reporting date and subsequent changes in the fair value of the contingent consideration are recognised in profit or loss.

Goodwill is initially measured at cost, being the excess of the aggregate of the consideration transferred and the amount recognised for non-controlling interests, and any previous interest held, over the net identifiable assets acquired and liabilities assumed. If the fair value of the net assets acquired is in excess of the aggregate consideration transferred or in an excess of the fair value of net assets acquired over the aggregate consideration transferred, then the gain is recognised in profit or loss. After initial recognition, goodwill is measured at cost less any accumulated impairment losses. For the purpose of impairment testing, goodwill acquired in a business combination is, from the acquisition date, allocated to each of the Group's cash-generating units ("CGU") that are expected to benefit from the combination, irrespective of whether other assets or liabilities of the acquiree are assigned to those units.

Where goodwill has been allocated to a cash-generating unit and part of the operation within that unit is disposed of, the goodwill associated with the disposed operation is included in the carrying amount of the operation when determining the gain or loss on disposal. Goodwill disposed in these circumstances is measured based on the relative values of the disposed operation and the portion of the cash-generating unit retained.

(b) Subsidiaries

IFRS 10 governs the basis for consolidation where it establishes a single control model that applies to all entities including special purpose entities or structured entities. The definition of control is such that an investor controls an investee when it is exposed to, or has rights, to variable returns from its involvement with the investee and has the ability to affect those returns through its power over the investee. To meet the definition of control in IFRS 10, all three criteria must be met, including:

- the investor has power over an investee;
- the investor has exposure to, or rights, to variable returns from its involvement with the investee; and
- the investor has the ability to use its power over the investee to affect the amount of the investor's returns.

The Group reassesses whether or not it controls an investee if facts and circumstances indicate that there are changes to one or more of the three elements of control listed above.

3 Material accounting policy information (continued)

(b) Subsidiaries (continued)

When the Group has less than a majority of the voting rights of an investee, it has power over the investee when the voting rights are sufficient to give it the practical ability to direct the relevant activities of the investee unilaterally.

The Group considers all relevant facts and circumstances in assessing whether or not the Group's voting rights in an investee are sufficient to give it power, including:

- the size of the Group's holding of voting rights relative to the size and dispersion of holdings of the other vote holders;
- potential voting rights held by the Group, other vote holders and other parties;
- rights arising from other contractual arrangements; and
- any additional facts and circumstances that indicate that the Group has, or does not have, the current ability to direct the relevant activities at the time that decisions need to be made, including voting patterns and previous shareholders' meetings.

Consolidation of a subsidiary begins when the Group obtains control over the subsidiary and/or ceases when the Group loses control over the subsidiary. Specifically, income and expenses of a subsidiary acquired or disposed of during the year are included in the consolidated statement of profit or loss from the date the Group gains control until the date when the Group ceases to control the subsidiary.

Profit or loss of each component of other comprehensive income is attributable to the owners of the Group and to the non-controlling interests. Total comprehensive income of subsidiaries is attributable to the owners of the Company and to the non-controlling interest even if this results in the non-controlling interests having a deficit balance.

When necessary, adjustments are made to the financial statements of subsidiaries to bring their accounting policies into line with the Group's accounting policies. All intragroup assets, liabilities, equity, income, expenses and cash flows relating to transactions between members of the Group are eliminated in full on consolidation.

Changes in the Group's ownership interest in existing subsidiaries

Changes in the Group's ownership interests in subsidiaries that do not result in the Group losing control over the subsidiaries are accounted for as equity transactions. The carrying amounts of the Group's interests and the non-controlling interests are adjusted to reflect the changes in their relative interests in the subsidiaries. Any difference between the amount by which the non-controlling interests are adjusted and the fair value of the consideration paid or received is recognized directly in equity and attributed to shareholders of the Parent.

When a change in the Group's ownership interest in a subsidiary result in a loss of control over the subsidiary, the assets and liabilities of the subsidiary including any goodwill are derecognized. Amounts previously recognized in other comprehensive income in respect of that entity are also reclassified to the consolidated statement of profit or loss or transferred directly to retained earnings.

Any retained equity interest in the entity is remeasured at fair value. The difference between the carrying amount of the retained interest at the date when control is lost, and its fair value is recognized in the consolidated statement of profit or loss. The fair value of any investment retained in the former subsidiary at the date when control is lost is regarded as the fair value on initial recognition for subsequent accounting under IFRS 9 'Financial Instruments' or, when applicable, the cost on initial recognition of an investment in an associate or a joint venture.

3 Material accounting policy information (continued)

(c) Investment in equity accounted investees

An associate is an investee over which the Group has significant influence. Significant influence is the power to participate in the financial and operating policy decisions of the investee but not control or joint control over those policies. Investment in associates is accounted under the equity method of accounting.

Under the equity method, the investment in an associate is initially recognised at cost, which includes transaction costs. Subsequent to initial recognition, the consolidated financial statements include the Group's share of the profit or loss and OCI of equity accounted investees, until the date on which significant influence or joint control ceases. Goodwill relating to the associate is included in the carrying amount of the investment and is neither amortised nor individually tested for impairment. The consolidated statement of income reflects the Group's share of the results of operations of the associates. Any change in other comprehensive income of those investees is presented as part of the Group's other comprehensive income. In addition, when there has been a change recognised directly in the equity of the associate, the Group recognises its share of any changes, when applicable, in the consolidated statement of changes in equity.

The financial statements of the associate are prepared for the same reporting period as the Group. When necessary, adjustments are made to bring the accounting policies in line with those of the Group.

(d) Investment in associate

After application of the equity method, the Group determines whether it is necessary to recognize an impairment loss on its investment in its associate. At each reporting date, the Group determines whether there is objective evidence that the investment in the associate is impaired. If there is such evidence, the Group calculates the amount of impairment as the difference between the recoverable amount of the associate and its carrying value, and then recognises the loss in the consolidated statement of income.

(e) Equity method

Under the equity method of accounting, the investments are initially recognized at cost and adjusted thereafter to recognize the Group's share of the post-acquisition profits or losses of the investee in profit or loss, and the Group's share of movements in other comprehensive income of the investee in other comprehensive income. Dividends received or receivable from associates are recognized as a reduction in the carrying amount of the investment. When the Group's share of losses in an equity-accounted investment equals or exceeds its interest in the entity, including any other unsecured long-term receivables, the Group does not recognize further losses, unless it has incurred obligations or made payments on behalf of the other entity. Unrealized gains on transactions between the Group and its associates are eliminated to the extent of the Group's interest in these entities. Unrealized losses are also eliminated unless the transaction provides evidence of an impairment of the asset transferred. Accounting policies of equity accounted investees have been changed where necessary to ensure consistency with the policies adopted by the Group.

The carrying amount of equity-accounted investments is tested for impairment in accordance with the policy described in *Note 3 (l)*.

If the ownership interest in an associate is reduced but significant influence is retained, only a proportionate share of the amounts previously recognized in other comprehensive income are reclassified to profit or loss where appropriate.

(f) Cash and cash equivalents

Cash and cash equivalents include notes and coins on hand, unrestricted balances held with central bank and highly liquid financial assets with original maturities of three months or less from the date of acquisition that are subject to an insignificant risk of changes in their fair value, and are used by the Group in the management of its short-term commitments. Cash and cash equivalents are non-derivative financial assets carried at amortized cost in the consolidated statement of financial position.

3 Material accounting policy information (continued)

(g) Financial assets and liabilities

Recognition and initial measurement

The Group initially recognizes loans and advances, deposits, debt securities issued and subordinated liabilities on the date on which they are originated.

All other financial instruments (excluding regular way purchases and sales of financial assets) are recognised on the trade date, which is the date on which the Group becomes a party to the contractual provisions of the instrument. All regular way purchases and sales of financial assets are recognised on the settlement date, i.e. the date the asset is delivered to or received from the counterparty. Regular way purchases or sales of financial assets are those that require delivery of assets within the time frame generally established by regulation or convention in the marketplace.

Classification and subsequent measurement

On initial recognition, a financial asset is classified as measured at: amortised cost, FVOCI – debt investment, FVOCI – equity investment, or FVTPL.

Financial assets are not reclassified subsequent to their initial recognition unless the Group changes its business model for managing financial assets, in which case all affected financial assets are reclassified on the first day of the first reporting period following the change in the business model.

A financial asset is measured at amortised cost if it meets both of the following conditions and is not designated as at FVTPL:

- it is held within a business model whose objectives is to hold assets to collect contractual cash flows; and
- its contractual terms give rise on specified dates to cash flows that are solely payments of principal and interest on the principal amount outstanding.

- A debt investment is measured at FVTOCI if it meets both of the following conditions and is not designated as at FVTPL:

- it is held within a business model whose objectives is achieved by both collecting contractual cash flows and selling financial assets; and
- its contractual terms give rise on specified dates to cash flows that are solely payments of principal and interest on the principal amount outstanding.

On initial recognition of an equity investment that is not held for trading, the Group may irrevocably elect to present subsequent changes in the investment's fair value in OCI. This election is made on an investment-by-investment basis.

All financial assets not classified as measured at amortised cost or FVTOCI as described above are measured at FVTPL. On initial recognition, the Group may irrevocably designate a financial asset that otherwise meets the requirements to be measured at amortised cost or at FVOCI as FVTPL if doing so eliminates or significantly reduces an accounting mismatch that would otherwise arise.

3 Material accounting policy information (continued)

(g) Financial assets and liabilities (continued)

Financial assets – Business model assessment

The Group makes an assessment of the objective of a business model in which a financial asset is held at a portfolio level because this best reflects the way the business is managed and information is provided to management. The information considered includes:

- the stated policies and objectives for the portfolio and the operation of those policies in practice. In particular, whether management's strategy focuses on earning contractual interest revenue, maintaining a particular interest rate profile, matching the duration of the financial assets to the duration of the liabilities that are funding those assets or realising cash flows through the sale of the assets;
- how the performance of the portfolio is evaluated and reported to the Group's management;
- the risks that affect the performance of the business model (and the financial assets held within that business model) and how those risks are managed;
- how managers of the business are compensated - e.g. whether compensation is based on the fair value of the assets managed or the contractual cash flows collected; and
- the frequency, volume and timing of sales in prior periods, the reasons for such sales and its expectations about future sales activity.

Transfers of financial assets to third parties in transactions that do not qualify for derecognition are not considered sales for this purpose, consistent with the Group's continuing recognition of the assets.

Financial assets that are held for trading or are managed and whose performance is evaluated on a fair value basis are measured at FVTPL.

Financial assets - Assessment of whether contractual cash flows are solely payments of principal and interest ("SPPI")

For the purposes of this assessment, 'principal' is defined as the fair value of the financial asset on initial recognition. 'Interest' is defined as consideration for the time value of money and for the credit risk associated with the principal amount outstanding during a particular period of time and for other basic lending risks and costs (e.g. liquidity risk and administrative costs), as well as profit margin.

In assessing whether the contractual cash flows are SPPI, the Group considers the contractual terms of the instrument. This includes assessing whether the financial asset contains a contractual term that could change the timing or amount of contractual cash flows such that it would not meet this condition. In making the assessment, the Group considers:

- contingent events that would change the amount and timing of cash flows;
- leverage features;
- prepayment and extension terms;
- terms that limit the Group's claim to cash flows from specified assets (e.g. non-recourse asset arrangement); and
- features that modify consideration of the time value of money (e.g. periodical reset of interest rates).

3 Material accounting policy information (continued)

(g) Financial assets and liabilities (continued)

Financial assets - Assessment of whether contractual cash flows are solely payments of principal and interest ("SPPI")

The Group holds a portfolio of long-term fixed-rate loans for which the Group has the option to propose to revise the interest rate at periodic reset dates. These reset rights are limited to the market rate at the time of revision. The borrowers have an option to either accept the revised rate or redeem the loan at par without penalty. The Group has determined that the contractual cash flows of these loans are SPPI because the option varies the interest rate in a way that is consideration for the time value of money, credit risk, other basic lending risks and costs associated with the principal amount outstanding.

Reclassification

Financial assets are not reclassified subsequent to their initial recognition, except in the period after the Group changes its business model for managing financial assets.

Derecognition

The Group derecognizes a financial asset when the contractual rights to the cash flows from the financial asset expire, or it transfers the rights to receive the contractual cash flows in a transaction in which substantially all of the risks and rewards of ownership of the financial asset are transferred or in which the Group neither transfers nor retains substantially all of the risks and rewards of ownership and it does not retain control of the financial asset.

On derecognition of a financial asset, the difference between the carrying amount of the asset (or the carrying amount allocated to the portion of the asset derecognized) and the sum of (i) the consideration received (including any new asset obtained less any new liability assumed) and (ii) any cumulative gain or loss that had been recognized in OCI is recognized in profit or loss.

Any cumulative gain/loss recognized in OCI in respect of equity investment securities designated as at FVOCI is not recognized in profit or loss on derecognition of such securities. Any interest in transferred financial assets that qualify for derecognition that is created or retained by the Group is recognized as a separate asset or lability.

If the Group enters into transactions whereby it transfers assets recognized on its consolidated statement of financial position but retains either all or substantially all of the risks and rewards of the transferred assets or a portion of them. In such cases, the transferred assets are not derecognized.

When assets are sold to a third party with a concurrent total return swap on the transferred assets, the transaction is accounted for as a secured financing transaction similar to sale-and repurchase transactions, because the Group retains all or substantially all of the risks and rewards of ownership of such assets.

In transactions in which the Group neither retains nor transfers substantially all of the risks and rewards of ownership of a financial asset and it retains control over the asset, the Group continues to recognize the asset to the extent of its continuing involvement, determined by the extent to which it is exposed to changes in the value of the transferred asset.

Financial liabilities

The Group derecognises a financial liability when its contractual obligations are discharged or cancelled or expire.

3 Material accounting policy information (continued)

(g) Financial assets and liabilities (continued)

Modification of financial assets and financial liabilities

Financial assets

If the terms of a financial asset are modified, then the Group evaluates whether the cash flows of the modified asset are substantially different.

If the cash flows are substantially different, then the contractual rights to cash flows from the original financial asset are deemed to have expired. In this case, the original financial asset is derecognised and a new financial asset is recognised at fair value plus any eligible transaction costs. Any fees received as part of the modification are accounted for as follows:

- fees that are considered in determining the fair value of the new asset and fees that represent reimbursement of eligible transaction costs are included in the initial measurement of the asset; and
- other fees are included in profit or loss as part of the gain or loss on derecognition.

If cash flows are modified when the borrower is in financial difficulties, then the objective of the modification is usually to maximise recovery of the original contractual terms rather than to originate a new asset with substantially different terms. If the Group plans to modify a financial asset in a way that would result in forgiveness of cash flows, then it first considers whether a portion of the asset should be written off before the modification takes place. This approach impacts the result of the quantitative evaluation and means that the derecognition criteria are not usually met in such cases.

If the modification of a financial asset measured at amortised cost or FVOCI does not result in derecognition of the financial asset, then the Group first recalculates the gross carrying amount of the financial asset using the original effective interest rate of the asset and recognises the resulting adjustment as a modification gain or loss in profit or loss. For floating-rate financial assets, the original effective interest rate used to calculate the modification gain or loss is adjusted to reflect current market terms at the time of the modification. Any costs or fees incurred and fees receivable as part of the modification adjust the gross carrying amount of the modified financial asset and are amortised over the remaining term of the modified financial asset.

Financial liabilities

The Group derecognises a financial liability when its terms are modified and the cash flows of the modified liability are substantially different. In this case, a new financial liability based on the modified terms is recognised at fair value. The difference between the carrying amount of the financial liability derecognised and consideration paid is recognised in profit or loss. Consideration paid includes non-financial assets transferred, if any, and the assumption of liabilities, including the new modified financial liability.

If the modification of a financial liability is not accounted for as derecognition, then the amortised cost of the liability is recalculated by discounting the modified cash flows at the original effective interest rate and the resulting gain or loss is recognised in profit or loss. For floating-rate financial liabilities, the original effective interest rate used to calculate the modification gain or loss is adjusted to reflect current market terms at the time of the modification. Any costs and fees incurred are recognised as an adjustment to the carrying amount of the liability and amortised over the remaining term of the modified financial liability by re-computing the effective interest rate on the instrument.

3 Material accounting policy information (continued)

(g) Financial assets and liabilities (continued)

Interest rate benchmark reform

If the basis for determining the contractual cash flows of a financial asset or financial liability measured at amortised cost changes as a result of interest rate benchmark reform, then the Group updates the effective interest rate of the financial assets or financial liability to reflect the change that is required by the reform. A change in the basis for determining the contractual cash flows is required by interest rate benchmark reform if the following conditions are met:

- the change is necessary as a direct consequence of the reform; and
- the new basis for determining the contractual cash flows is economically equivalent to the previous basis – i.e. the basis immediately before the change.

If changes are made to a financial asset or financial liability in addition to changes to the basis for determining the contractual cash flows required by interest rate benchmark reform, then the Group first updates the effective interest rate benchmark reform. After that, the Group applies the policies on accounting for modifications set out above to the additional changes.

Impairment of financial assets

The Group assesses on a forward-looking basis the expected credit loss ('ECL') associated with its debt instrument assets carried at amortized cost and FVTOCI and with the exposure arising from loan commitments and financial guarantee contracts. The Group recognizes a loss allowance for such losses at each reporting date. The measurement of ECL reflects:

- An unbiased and probability-weighted amount that is determined by evaluating a range of possible outcomes;
- The time value of money; and
- Reasonable and supportable information that is available without undue cost or effort at the reporting date about past events, current conditions and forecasts of future economic conditions.

Impairment reserve not available for distribution

As per the CBUAE notice no. CBUAE/BSD/2018/458 dated 30 April 2018, clause 6.4, if the specific provision and general/collective provision cumulatively is higher than the impairment allowance computed under IFRS 9, the differential should be transferred to an "Impairment Reserve" as an appropriation from the retained earnings. This impairment reserve should be split to that which relates to difference in specific provision and general/collective provision. The Impairment reserve will not be available for payment of dividend.

3 Material accounting policy information (continued)

(h) Financial guarantee contracts and loan commitments

Financial guarantees are contracts that require the Group to make specified payments to reimburse the holders for a loss they incur because a specified debtor fails to make payment when due, in accordance with the terms of a debt instrument. Loan commitments are irrevocable commitments to provide credit under pre-specified terms and conditions.

Financial guarantee contracts are initially measured at fair value and subsequently measured at the higher of:

- The amount of the loss allowance; and
- The premium received on initial recognition less income recognized in accordance with the principles of IFRS 15.

Loan commitments provided by the Group are measured as the amount of the loss allowance calculated as described in *Note 5* (b).

(i) Islamic financing and investing assets

Islamic financing assets are financial assets with fixed or expected profit payments. These assets are not quoted in an active market. They arise when the Group provides funds directly to a customer with no intention of trading the receivable.

Murabaha

A sale contract whereby the Group sells to a customer commodities and other assets at an agreed upon profit mark up on cost. The Group purchases the assets based on a promise received from customer to buy the item purchased according to specific terms and conditions. Profit from Murabaha is quantifiable at the commencement of the transaction. Such income is recognised as it accrues over the period of the contract on effective profit rate method on the balance outstanding.

Wakala

An agreement between the Group and customer whereby one party (Rab Al Mal) provides a certain sum of money to an agent (Wakil), who invests it according to specific conditions in return for a certain fee (a lump sum of money or a percentage of the amount invested). The agent is obliged to guarantee the invested amount in case of default, negligence or violation of any of the terms and conditions of the Wakala. The Group may be Wakil or Rab Al Mal depending on the nature of the transaction.

Ijara

Ijara's cost is measured and reported in the consolidated financial statements at a value not exceeding the cash equivalent value. The Ijara and purchase and leaseback are classified as a finance lease, when the Group undertakes to sell the leased assets to the lessee using an independent agreement upon the maturity of the lease and the sale results in transferring all the risks and rewards incident to an ownership of the leased assets to the lessee. Leased assets represent finance lease of assets for periods, which either approximate or cover a major part of the estimated useful lives of such assets. Leased assets are stated at amounts equal to the net investment outstanding in the leases including the income earned thereon less impairment provisions.

3 Material accounting policy information (continued)

(j) Property, fixtures and equipment

Recognition and measurement

Items of property and equipment are measured at cost less accumulated depreciation and any accumulated impairment losses.

Purchased software that is integral to the functionality of the related equipment is capitalized as part of that equipment.

If significant parts of an item of property and equipment have different useful lives, then they are accounted for as separate items (major components) of property, fixtures and equipment.

Any gain or loss on disposal of an item of property, fixtures and equipment is recognized within other income in profit or loss.

Subsequent costs

Subsequent expenditure is capitalized only if it is probable that the future economic benefits associated with the expenditure will flow to the Group. Ongoing repairs and maintenance are expensed as incurred.

Depreciation

Depreciation is calculated to write off the cost of items of property, fixtures and equipment less their estimated residual values using the straight-line method over their estimated useful lives and is generally recognized in profit or loss.

The estimated useful lives of property, fixtures and equipment for the current and comparative periods are as follows:

	Years
Building	50
Furniture, fixtures and equipment	4-5
Motor vehicles	4
Computer hardware and software	3-4

Depreciation methods, useful lives and residual values are reviewed at each reporting date and adjusted if appropriate.

Capital work-in progress is initially recorded at cost, and upon completion is transferred to the appropriate category of property and equipment and thereafter depreciated.

(k) Intangible assets

Intangible assets acquired separately are measured on initial recognition at cost. The cost of intangible assets acquired in a business combination is its fair value as at the date of acquisition. Following initial recognition, intangible assets are carried at cost less any accumulated amortization and any accumulated impairment losses. Internally generated intangible assets, excluding capitalized development costs, are not capitalized and expenditure is reflected in the Profit and loss in the year in which the expenditure is incurred. The useful lives of intangible assets are assessed as either finite or indefinite.

3 Material accounting policy information (continued)

(k) Intangible assets (continued)

Intangible assets with finite lives are amortized over the useful economic life and assessed for impairment whenever there is an indication that the intangible asset may be impaired. The amortization period and the amortization method for an intangible asset with a finite useful life are reviewed at least at each financial year end. Changes in the expected useful life or the expected pattern of consumption of future economic benefits embodied in the asset is accounted for by changing the amortization period or method, as appropriate, and are treated as changes in accounting estimates. The estimated useful economic life of the intangible asset for the calculation of amortization is 5 years.

Intangible assets with indefinite useful lives are not amortized, but are tested for impairment annually, either individually or at the cash-generating unit (CGU) level. The assessment of indefinite life is reviewed annually to determine whether the indefinite life continues to be supportable. If not, the change in useful life from indefinite to finite is made on a prospective basis.

Gains or losses arising from derecognition of an intangible asset are measured as the difference between the net disposal proceeds and the carrying amount of the asset and are recognized in the profit and loss when the asset is derecognized.

(l) Impairment of non-financial assets

At each reporting date, the Group reviews the carrying amounts of its non-financial assets (other than investment properties and deferred tax assets, if any) to determine whether there is any indication of impairment. If any such indication exists, then the asset's recoverable amount is estimated. Goodwill is tested annually for impairment.

For impairment testing, assets are grouped together into the smallest group of assets that generates cash inflows from continuing use that is largely independent of the cash inflows of other assets or CGUs. Goodwill arising from a business combination is allocated to CGUs or groups of CGUs that are expected to benefit from the synergies of the combination.

The recoverable amount of an asset or CGU is the greater of its value in use and its fair value less costs to sell. Value in use is based on the estimated future cash flows, discounted to their present value using a pre-tax discount rate that reflects current market assessments of the time value of money and the risks specific to the asset or CGU.

An impairment loss is recognized if the carrying amount of an asset or CGU exceeds its recoverable amount.

The Group's corporate assets do not generate separate cash inflows and are used by more than one CGU. Corporate assets are allocated to CGUs on a reasonable and consistent basis and tested for impairment as part of the testing of the CGUs to which the corporate assets are allocated. Impairment losses are recognized in profit or loss. They are allocated first to reduce the carrying amount of any goodwill allocated to the CGU, and then to reduce the carrying amounts of the other assets in the CGU on a pro rata basis.

An impairment loss in respect of goodwill is not reversed. For other assets, an impairment loss is reversed only to the extent that the asset's carrying amount does not exceed the carrying amount that would have been determined, net of depreciation or amortization, if no impairment loss had been recognized. The impairment test also can be performed on a single asset when the fair value less cost to sell or the value in use can be determined reliably. Non-financial assets that suffered impairment are reviewed for possible reversal of the impairment at each reporting date.

3 Material accounting policy information (continued)

(m) Investment properties

Investment properties are measured initially at cost, including transaction costs. Subsequent to initial recognition, investment properties are stated at fair value, which reflects market conditions at the reporting date. Gains or losses arising from changes in the fair values of investment properties are included in the consolidated statement of profit or loss in the year in which they arise.

Investment properties are derecognized when either they have been disposed of or when the investment property is permanently withdrawn from use and no future economic benefit is expected from its disposal. Any gains or losses on the retirement or disposal of an investment property are recognized in the consolidated statement of profit or loss in the year of retirement or disposal.

Transfer is made to or from investment property only when there is a change in use evidenced by the end of owner-occupation or commencement of an operating lease to another party. For a transfer from investment property to owner occupied property, the deemed cost for subsequent accounting is the fair value at the date of change in use. If owner occupied property becomes an investment property, the Group accounts for such property in accordance with the policy stated under property and equipment up to the date of the change in use. Fair value is determined by open market values based on valuations performed by independent surveyors and consultants or broker's quotes.

(n) Repurchase agreements

Assets sold with a simultaneous commitment to repurchase at a specified future date ("Repo") are not derecognized. The counterparty liability for amounts received under these agreements is included in term loans in the consolidated statement of financial position, as appropriate. The difference between the sale and repurchase price is treated as interest expense, which is accrued over the life of the repo agreement using the effective interest rate.

(o) Operating segment reporting

An operating segment is a component of the Group that engages in business activities from which it may earn revenues and incur expenses, including revenues and expenses relating to transactions with any of the Group's other components, whose operating results are regularly reviewed by the Group's chief operating decision maker (CODM) to make decisions about resources to be allocated to the segment and assess its performance, and for which discrete financial information is available.

Segment results that are reported to the Group's CODM include items that are directly attributable to a segment as well as those that can be allocated on a reasonable basis. Unallocated items comprise mainly corporate assets, head office expenses and tax assets and liabilities

(p) Provisions

Provisions are recognized when the Group has a present obligation (legal or constructive) as a result of a past event, it is probable that the Group will be required to settle the obligation, and a reliable estimate can be made of the amount of the obligation.

The amount recognized as a provision is the best estimate of the consideration required to settle the present obligation at the reporting date, taking into account the risks and uncertainties surrounding the obligation.

Where a provision is measured using the cash flows estimated to settle the present obligation, its carrying amount is the present value of those cash flows.

3 Material accounting policy information (continued)

(q) Employees' end of service benefits

Defined contribution plan

With respect to its UAE national employees, the Group makes contributions to the relevant government pension scheme, calculated as a percentage of the employees' salaries. The Group's obligations are limited to these contributions, which are expensed when due.

Defined benefit plan

The Group provides end of service benefits for its employees, i.e. Gratuity. The entitlement to these benefits is based upon the employees' length of service and completion of a minimum service period. The expected costs of these benefits are accrued over the period of employment.

Share-based payments

The grant-date fair value of equity settled share base payment arrangements granted to employees is recognized as personnel expense, with a corresponding increase in equity, over the vesting period of the awards. The amount recognized as an expense is adjusted to reflect the number of awards for which the related service and non-market performance conditions are expected to meet, such that the amount ultimately recognized is based on the number of awards that meet the related service and non-market performance conditions at the vesting date. For share-based payment awards with non-vesting conditions, the grant date fair value of the share-based payment is measured to reflect such conditions and there is no true-up for differences between expected and actual outcomes.

Share capital, other equity and reserves

Other equity instruments

The Group classifies instruments issued as financial liabilities or equity instruments in accordance with the substance of the contractual terms of the instruments. The Group's other equity instruments are not redeemable by holders and bear an entitlement to coupons at the sole discretion of the board of directors. Accordingly, they are presented within equity. Distributions thereon are recognised in equity. Based on the Group's assessment of the terms of the instruments, the coupon payments meet the definition of dividends.

(r) Foreign currencies

Foreign currency transactions are recorded at rates of exchange ruling at the value dates of the transactions. Monetary assets and liabilities denominated in foreign currencies are translated into AED at the rates of exchange ruling at the financial position date. Any resultant gains and losses are recognized in the consolidated statement of profit or loss.

Non-monetary items that are measured in terms of historical cost in a foreign currency are translated using the exchange rates as at the dates of the initial transactions. Non-monetary items measured at fair value in a foreign currency are translated using the exchange rates at the date when the fair value was determined.

3 Material accounting policy information (continued)

(s) Offsetting

Financial assets and financial liabilities are offset, and the net amount presented in the consolidated statement of financial position when, and only when, the Group currently has a legally enforceable right to set off the amounts and it intends either to settle them on a net basis or to realize the asset and settle the liability simultaneously.

Income and expenses are presented on a net basis only when permitted under IFRS Standards, or for gains and losses arising from a group of similar transactions such as in the Group's trading activity.

(t) Fair values measurements

Fair value is the price that would be received to sell an asset or paid to transfer a liability in an orderly transaction between market participants at the measurement date, regardless of whether that price is directly observable or estimated using another valuation technique. In estimating the fair value of an asset or a liability, the Group takes into account the characteristics of the asset or liability if market participants would take those characteristics into account when pricing the asset or liability at the measurement date.

In addition, for financial reporting purposes, fair value measurements are categorized into Level 1, 2 or 3 based on the degree to which the inputs to the fair value measurements are observable and the significance of the inputs to the fair value measurement in its entirety, which are described as follows:

- Level 1 inputs are quoted prices (unadjusted) in active markets for identical assets or liabilities that the entity can access at the measurement date;
- Level 2 inputs are inputs, other than quoted prices included within Level 1, that are observable for the asset or liability, either directly or indirectly; and
- Level 3 inputs are unobservable inputs for the asset or liability.

The fair value measurement is based on the presumption that the transaction to sell the asset or transfer the liability takes place either:

- In the principal market for the asset or liability; or
- In the absence of a principal market, in the most advantageous market for the asset or liability.

A fair value measurement of a non-financial asset takes into account a market participant's ability to generate economic benefits by using the asset in its highest and best use or by selling it to another market participant that would use the asset in its highest and best use.

The Group uses valuation techniques that are appropriate in the circumstances and for which sufficient data are available to measure fair value, maximizing the use of relevant observable inputs and minimizing the use of unobservable inputs.

For assets and liabilities that are recognized in the consolidated financial statements on a recurring basis, the Group determines whether transfers have occurred between levels in the hierarchy by re-assessing categorization (based on the lowest level input that is significant to the fair value measurement as a whole) at the end of each reporting period.

3 Material accounting policy information (continued)

(t) Fair values measurements (continued)

For the purpose of fair value disclosures, the Group has determined classes of assets and liabilities on the basis of the nature, characteristics and risks of the asset or liability and the level of the fair value hierarchy as explained above. An analysis of fair values of financial instruments and further details as to how they are measured are provided in Note 6.

Management determines the policies and procedures for both recurring fair value measurement and for non-recurring measurement. External valuers are involved for valuation of significant assets, such as investment property. Selection criteria for valuers include market knowledge, reputation, independence and whether professional standards are maintained. Management decides, after discussions with the Group's external valuers, which valuation techniques and inputs to use for each case.

Management, in conjunction with the Group's external valuers, also compares changes in the fair value of each asset and liability with relevant external sources to determine whether the change is reasonable.

(u) Recognition of income and expenses

i. Interest

For all financial instruments measured at amortized cost and interest bearing financial instruments, interest income or expense is recorded at the effective interest rate, which is the rate that exactly discounts estimated future cash payments or receipts through the expected life of the financial instrument or a shorter period, where appropriate, to the net carrying amount of the financial asset or financial liability. The calculation takes into account all contractual terms of the financial instrument and includes any fees or incremental costs that are directly attributable to the instrument and are an integral part of the effective interest rate, but not future credit losses. The carrying amount of the financial asset or financial liability is adjusted if the Group revises its estimates of payments or receipts. The adjusted carrying amount is calculated based on the original effective interest rate and the change in carrying amount is recorded as interest income or expense.

ii. Fee and commission

The Group earns fee and commission income from a diverse range of services it provides to its customers. Fee income can be divided into the following two categories:

- Fees earned for the provision of services over a period of time are accrued over that period. These fees include commission income and other management and advisory fees. Loan commitment fees for loans that are likely to be drawn down and other credit-related fees are deferred (together with any incremental costs) and recognized as an adjustment to the effective interest rate on the loan. When it is unlikely that a loan will be drawn down, the loan commitment fees are recognized over the commitment period on a straight-line basis.

- Fees or components of fees that are linked to a certain performance are recognized after fulfilling the corresponding criteria.

Notes to the consolidated financial statements (continued)
For the year ended 31 December 2025

3 Material accounting policy information (continued)

(v) Recognition of income and expenses (continued)

iii. Murabaha

Murabaha income is recognized on a time apportioned basis over the period of the contract based on the principal amounts outstanding.

iv. Ijara

Income from Ijara is recognised on a declining-value basis, until such time a reasonable doubt exists with regard to its collectability.

v. Wakala

Estimated income from Wakala is recognised on an accrual basis over the period, adjusted by actual income when received. Losses are accounted for on the date of declaration by the agent.

vi. Income on balances with financial institutions

Income on balances with financial institutions is calculated on account, based on the expected/anticipated profit rates net of relevant fees and expenses.

vii. Dividend income

Income is recognized when the Group's right to receive the payment is established.

(w) Share capital

Ordinary shares are classified as equity. Incremental costs directly attributable to the issue of ordinary shares and share options are recognized as a deduction from equity, net of any tax effects.

(x) Tax

The income tax expense represents the sum of the tax currently payable and deferred tax. The tax currently payable is based on taxable profit for the period. Taxable profit differs from net profit as reported in profit or loss because it excludes items of income or expense that are taxable or deductible in other years and it further excludes items that are never taxable or deductible. The Group's liability for current tax is calculated using tax rates that have been enacted or substantively enacted by the end of the reporting period. A provision is recognised for those matters for which the tax determination is uncertain but it is considered probable that there will be a future outflow of funds to the tax authority. The provisions are measured at the best estimate of the amount expected to become payable..

Deferred tax is the tax expected to be payable or recoverable on differences between the carrying amounts of assets and liabilities in the financial statements and the corresponding tax bases used in the computation of taxable profit.

Deferred tax liabilities are generally recognised for all taxable temporary differences and deferred tax assets are recognised to the extent that it is probable that taxable profits will be available against which deductible temporary differences can be utilised. Deferred tax liabilities are recognised for taxable temporary differences arising on investments in subsidiaries and associates, and interests in joint ventures, except where the Group is able to control the reversal of the temporary difference and it is probable that the temporary difference will not reverse in the foreseeable future.

The carrying amount of deferred tax assets or liabilities is reviewed at each reporting date and reduced to the extent that it is no longer probable that sufficient taxable profits will be available to allow all or part of the asset to be recovered. Deferred tax is calculated at the tax rates that are expected to apply in the period when the liability is settled or the asset is realised based on tax laws and rates that have been enacted or substantively enacted at the reporting date.

3 Material accounting policy information (continued)

(x) Tax (continued)

Deferred tax assets or liabilities are offset when there is a legally enforceable right to offset current tax assets against current tax liabilities and when they relate to income taxes levied by the same taxation authority and the Group intends to settle its current tax assets and liabilities on a net basis

Current and deferred tax are recognised in profit or loss, except when they relate to items that are recognised in other comprehensive income or directly in equity, in which case the current and deferred tax are also recognised in other comprehensive income or directly in equity respectively.

(y) IFRS 17 – Insurance contracts

IFRS 17 establishes principles for the recognition, measurement, presentation and disclosure of insurance contracts and investment contracts with discretionary participation features. It introduces a model that measures groups of contracts based on the Group's estimates of the present value of future cash flows that are expected to arise as the Group fulfils the contracts, an explicit risk adjustment for non-financial risk and a contractual service margin.

Insurance revenue in each reporting period represents the changes in the liabilities for remaining coverage that relate to services for which the Group expects to receive consideration and an allocation of premiums that relate to recovering insurance acquisition cash flows. In addition, investment components are no longer included in insurance revenue and insurance service expenses.

Insurance and re-insurance contracts classification

The Group issues insurance contracts in the normal course of business, under which it accepts significant insurance risk from its policy holders. As a general guideline, the Group determines whether it has significant insurance risk, by comparing benefits payable after an insured event with benefits payable if the insured event did not occur. Insurance contracts can also transfer financial risk.

The Group's insurance contracts issued, and reinsurance contracts held are all eligible to be measured by applying the premium allocation approach (PAA). The PAA simplifies the measurement of insurance contracts in comparison with the general model in IFRS 17.

The Group applies the PAA to simplify the measurement of all of its insurance and reinsurance contracts. When measuring liabilities for remaining coverage, the PAA is similar to the Group's previous accounting treatment. However, when measuring liabilities for outstanding claims, the Group now discounts the future cash flows and includes an explicit risk adjustment for non-financial risk.

The insurance acquisition cash flows that arise before the recognition of the related insurance contracts are recognised as separate assets and are tested for recoverability. These assets are presented in the carrying amount of the related portfolio of contracts and are derecognized once the related contracts have been recognised.

Income and expenses from reinsurance contracts other than insurance finance income and expenses are presented as a single net amount in profit or loss.

3 Material accounting policy information (continued)

(y) IFRS 17 – Insurance contracts (continued)

Insurance and reinsurance contracts accounting treatment

Separating components from insurance and reinsurance contracts

The Group assesses its insurance and reinsurance products to determine whether they contain distinct components which must be accounted for under another IFRS instead of under IFRS 17. After separating any distinct components, the Group applies IFRS 17 to all remaining components of the (host) insurance contract. Currently, the Group's products do not include any distinct components that require separation.

Some reinsurance contracts issued contain profit commission arrangements. Under these arrangements, there is a minimum guaranteed amount that the policyholder will always receive - either in the form of profit commission, or as claims, or another contractual payment irrespective of the insured event happening. The minimum guaranteed amounts have been assessed to be highly interrelated with the insurance component of the reinsurance contracts and are, therefore, non-distinct investment components which are not accounted for separately. However, receipts and payments of these investment components are recognised outside of profit or loss.

Level of aggregation

IFRS 17 requires a Group to determine the level for applying its requirements. The Group previously applied aggregation levels under IFRS 4, which were significantly higher than the level required by IFRS 17. The level of aggregation for the Group is determined firstly by dividing the business written into portfolios. Portfolios comprise group of contracts with similar risks which are managed together. Portfolios are further divided based on expected profitability at inception into three categories: onerous contracts, contracts with no significant risk of becoming onerous, and the remainder. This means that, for determining the level of aggregation, the Group identifies a contract as the smallest 'unit', i.e., the lowest common denominator. However, the Group makes an evaluation of whether a series of contracts need to be treated together as one unit based on reasonable and supportable information, or whether a single contract contains components that need to be separated and treated as if they were stand- alone contracts. As such, what is treated as a contract for accounting purposes may differ from what is considered as a contract for other purposes (i.e., legal or management). IFRS 17 also notes that no group for level of aggregation purposes may contain contracts issued more than one year apart.

The Group has elected to group together those contracts that would fall into different groups only because law, regulation or internal policies specifically constrains its practical ability to set a different price or level of benefits for policyholders with different characteristics. The Group applied a full retrospective approach for transition to IFRS 17. The portfolios are further divided into groups of contracts by quarter of issue and profitability for recognition and measurement purposes. Hence, within each quarter of issue, portfolios of contracts are divided into three groups, as follows:

- A group of contracts that are onerous at initial recognition (if any).
- A group of contracts that, at initial recognition, have no significant possibility of becoming onerous subsequently (if any).
- A group of the remaining contracts in the portfolio (if any).

3 Material accounting policy information (continued)

(y) IFRS 17 – Insurance contracts (continued)

The profitability of groups of contracts is assessed by underwriting committee that take into consideration existing and new business. The Group assumes that no contracts in the portfolio are onerous at initial recognition unless facts and circumstances indicate otherwise. For contracts that are not onerous, the Group assesses, at initial recognition, that there is no significant possibility of becoming onerous subsequently by assessing the likelihood of changes in applicable facts and circumstances.

Below are some of the relevant facts and circumstances that the Group considers:

- Evaluation of expected combine ratios;
- Pricing information;
- Results of similar contracts it has recognized; and
- Environment factors, e.g., a change in market experience or regulations.

The Group divides portfolios of reinsurance contracts held by applying the same principles set out above, except that the references to onerous contracts refer to contracts on which there is a gain on initial recognition. For some groups of reinsurance contracts held, a group can comprise a single contract.

Recognition

The Group recognises groups of insurance contracts it issues from the earliest of the following:

- The beginning of the coverage period of the group of contracts;
- The date when the first payment from a policyholder in the group is due or when the first payment is received if there is no due date;
- For a group of onerous contracts, if facts and circumstances indicate that the group is onerous the Group recognises a group of reinsurance contracts held:
- If the reinsurance contracts provide proportionate coverage at the later of the beginning of the coverage period of the group, or the initial recognition of any underlying contract; and
- In all other cases, from the beginning of the coverage period of the group the Group adds new contracts to the group when they are issued or initiated.

Contract boundary

The Group includes in the measurement of a group of insurance contracts all the future cash flows within the boundary of each contract in the group. For insurance contract, cash flows are within the boundary of an insurance contract if they arise from substantive rights and obligations that exist during the reporting period in which the Group can compel the policyholder to pay the premiums, or in which the Group has a substantive obligation to provide the policyholder with services. For reinsurance contracts, cash flows are within the contract boundary if they arise from substantive rights and obligations that exist during the reporting period in which the Group is compelled to pay amounts to the reinsurer or has a substantive right to receive services from the reinsurer.

A liability or asset relating to expected premiums or claims outside the boundary of the insurance contract is not recognised. Such amounts relate to future insurance contracts.

3 Material accounting policy information (continued)

(y) IFRS 17 – Insurance contracts (continued)

Measurement - Premium allocation approach

Insurance contracts — initial measurement

The Group applies the premium allocation approach (PAA) to all the insurance contracts that it issues and reinsurance contracts that it holds, as:

- The coverage period of each contract in the group is one year or less, including coverage arising from all premiums within the contract boundary. or
- For contracts longer than one year, the Group has modelled possible future scenarios and reasonably expects that the measurement of the liability for remaining coverage for the group containing those contracts under the PAA does not differ materially from the measurement that would be produced applying the general model. In assessing materiality, the Group has also considered qualitative factors such as the nature of the risk and the types of its lines of business.

The Group does not apply the PAA if, at the inception of the group of contracts, it expects significant variability in the fulfilment cash flows that would affect the measurement of the liability for the remaining coverage during the period before a claim is incurred. Variability in the fulfillment cash flows increases with:

- The extent of future cash flows related to any derivatives embedded in the contracts.
- The length of the coverage period of the group of contracts.

For a group of contracts that is not onerous at initial recognition, the Group measures the liability for remaining coverage as the premiums, if any, received at initial recognition, minus any insurance acquisition cash flows at that date, with the exception of contracts which are one year or less where this is expensed, plus or minus any amount arising from the derecognition at that date of the asset or liability recognised for insurance acquisition cash flows that the Group pays or receives before the group of insurance contracts is recognised. There is no allowance for time value of money as the premiums are mostly received within one year of the coverage period.

The Group measures its reinsurance assets for a group of reinsurance contracts that it holds on the same basis as insurance contracts that it issues, however, adapted to reflect the features of reinsurance contracts held that differ from insurance contracts issued, for example the generation of expenses or reduction in expenses rather than revenue.

Insurance contracts — subsequent measurement

The Group measures the carrying amount of the liability for remaining coverage at the end of each reporting period as the liability for remaining coverage at the beginning of period:

- Plus premiums received in the period;
- Minus capitalised insurance acquisition cash flows;
- Plus any amounts relating to the amortisation of the acquisition cash flows recognised as an expense in the reporting period for the group;
- Plus any adjustment to the financing component, where applicable;
- Minus the amount recognised as insurance revenue for the coverage period; and
- Minus any investment component paid or transferred to the liability for incurred claims.

3 Material accounting policy information (continued)

(y) IFRS 17 – Insurance contracts (continued)

The Group estimates the liability for incurred claims as the fulfilment cash flows related to incurred claims. The fulfilment cash flows incorporate, in an unbiased way, all reasonable and supportable information available without undue cost or effort about the amount, timing and uncertainty of those future cash flows, they reflect current estimates from the perspective of the Group and include an explicit adjustment for non- financial risk (the risk adjustment). The Group does not adjust the future cash flows for the time value of money and the effect of financial risk for the measurement of liability for incurred claims that are expected to be paid within one year of being incurred.
Insurance acquisition cash flows are allocated on a straight-line basis to profit or loss.

Reinsurance contracts

The subsequent measurement of reinsurance contracts held follows the same principles as those for insurance contracts issued and has been adapted to reflect the specific features of reinsurance held.

Insurance contracts — modification and derecognition
The Group derecognises insurance contracts when:

- The rights and obligations relating to the contract are extinguished (i.e., discharged, cancelled or expired);

- The contract is modified such that the modification results in a change in the measurement model or the applicable standard for measuring a component of the contract, substantially changes the contract boundary, or requires the modified contract to be included in a different group. In such cases, the Group derecognises the initial contract and recognises the modified contract as a new contract.

When a modification is not treated as a derecognition, the Group recognises amounts paid or received for the modification with the contract as an adjustment to the relevant liability for remaining coverage.

Presentation

The Group has presented separately, in the statement of financial position, the carrying amount of groups of insurance contracts issued that are assets, groups of insurance contracts issued that are liabilities, reinsurance contracts held that are assets and groups of reinsurance contracts held that are liabilities.

Any assets or liabilities for insurance acquisition cash flows recognised before the corresponding insurance contracts are included in the carrying amount of the related groups of insurance contracts issued.

The Group disaggregates the total amount recognised in the statement of profit or loss and other comprehensive income into an insurance service result, comprising insurance revenue and insurance service expense, and insurance finance income or expenses.

The Group does not disaggregate the change in risk adjustment for non-financial risk between a financial and non-financial portion.

The Group separately presents income or expenses from reinsurance contracts held from the expenses or income from insurance contracts issued.

3 Material accounting policy information (continued)

(y) IFRS 17 – Insurance contracts (continued)

Insurance revenue

The insurance revenue for the period is the amount of expected premium receipts (excluding any investment component) allocated to the period. The Group allocates the expected premium receipts to each period of coverage on the basis of the passage of time; but if the expected pattern of release of risk during the coverage period differs significantly from the passage of time, then on the basis of the expected of incurred insurance service expenses.
The Group changes the basis of allocation between the two methods above as necessary, if facts and stances change. The change is accounted for prospectively as a change in accounting estimate.

For the periods presented all revenue has been recognised on the basis of the passage of time.

Loss components
The Group assumes that no contracts are onerous at initial recognition unless facts and circumstances indicate otherwise. If at any time during the coverage period, the facts and circumstances indicate that a group of insurance contracts is onerous; the Group recognize a loss component as the excess of the fulfillment cash flows that relate to the remaining coverage of the group over the carrying amount of the liability for remaining coverage of the group. Accordingly, by the end of the coverage period of the group of contracts the loss component will be zero.

Insurance finance income and expense

Insurance finance income or expenses comprise the change in the carrying amount of the group of insurance contracts arising from:

- The effect of the time value of money and changes in the time value of money; and
- The effect of financial risk and changes in financial risk.

The Group presents insurance finance income or expenses in profit or loss only.

Net income or expense from reinsurance contracts held

The Group presents separately on the face of the statement of profit or loss and other comprehensive income, the amounts expected to be recovered from reinsurers, and an allocation of the reinsurance premiums paid. Group treats reinsurance cash flows that are contingent on claims on the underlying contracts as part of the claims that are expected to be reimbursed under the reinsurance contract held, and excludes investment components and commissions from an allocation of reinsurance premiums presented on the face of the statement of profit or loss and other comprehensive income.

Key Accounting Policy choices

IFRS 17 requires the Group to make various accounting policy choices. The key accounting policy choices made by the Group are described below:

3 Material accounting policy information (continued)

(y) IFRS 17 – Insurance contracts (continued)

Particulars	IFRS 17 Options	Adoption approach
Policy acquisition cost	Where the coverage period of each contract in the group at initial recognition is no more than one year, IFRS 17 allows an accounting policy choice of either expensing the insurance acquisition cash flows when incurred or amortizing them over the contract's coverage period.	The Group amortized the insurance acquisition cost for all contracts. The Group allocates the acquisition cost to groups of insurance contracts issued or expected to be issued using a systematic and rational basis.
Liability for Remaining Coverage ("LRC") adjusted for financial risk and time value of money	Where there is no significant financing component in relation to the LRC, or where the time between providing each part of the services and the related premium due date is no more than a year, the Group is not required to make an adjustment for the accretion of interest on the LRC.	For PAA model, the Group has elected not to adjust the Liability for Remaining Coverage for discounting, as it expects the time between providing each part of the coverage and the related premium due date to be one year or less
Liability for Incurred Claims ("LIC") adjusted for time value of money	Where claims are expected to be paid within a year of the date that the claim is incurred, it is not required to adjust these amounts for the time value of money.	The Group will discount all future incurred claim cashflows.
Insurance finance income and expenses	IFRS 17 provides an accounting policy choice to recognize the impact of changes in discount rates and other financial variables in profit or loss or in OCI. The accounting policy choice (the PL or OCI option) is applied on a portfolio basis.	Entire insurance finance income or expense for the period will be presented in the statement of profit or loss.
Disaggregation of risk adjustment	An insurer is not required to include the entire change in the risk adjustment for non-financial risk in the insurance service result. Instead, it can choose to split the amount between the insurance service resultant insurance finance income or expenses.	The entire risk adjustment will be presented in insurance service results by the Group.
Presentation in the statement of income – Reinsurance	The Group may present the income or expenses from a group of reinsurance contracts held, other than insurance finance income or expenses, as a single amount; or the Group may present separately the amounts recovered from the reinsurer and an allocation of the premiums paid that together give a net amount equal to that single amount	Reinsurance cession and recoveries will be presented separately in the statement of profit or loss by the Group.
Adjustments of estimate would take place on an annual basis	The Group shall apply its choice of accounting policy to all the groups of insurance contracts it issues and groups of reinsurance contracts it holds.	Adjustments of estimate would take place on an annual basis.

4 Significant accounting judgements and estimates

The preparation of the Group's consolidated financial statements requires management to make judgements, estimates and assumptions that affect the reported amounts of revenues, expenses, assets and liabilities and the accompanying disclosures, and the disclosure of contingent liabilities. The estimates and underlying assumptions are reviewed on an ongoing basis. Revisions to accounting estimates are recognized in the period in which the estimate is revised if the revision affects only that period or in the period of the revision and future periods if the revision affects both current and future periods. Uncertainty about these assumptions and estimates could result in outcomes that could require a material adjustment to the carrying amount of the asset or liability affected in the future periods.

(a) Judgments

In the process of applying the Group's accounting policies, management has made the following judgements, apart from those involving estimations, which have the most significant effect on the amounts recognized in the consolidated financial statements:

i. Consolidation of entities in which the Group holds less than majority of voting rights

The Group considers that it controls Insurance House P.S.C. even though it owns less than 50% of the voting rights. The Group is the largest shareholder of Insurance House P.S.C. with 45.61% equity interest. Furthermore, the Group has substantial and material board presence and control over key financial and operational decisions.

ii. Classification of properties

Management decides on acquisition of a property, whether it should be classified as investment property, property and equipment or as property held for sale. Properties acquired by the Group are recorded as investment properties if these were acquired for rental purposes, capital appreciation or as a settlement of loan. Properties held for own use are recorded as property, fixtures and equipment. Properties are recorded as held for sale if their carrying amounts will be recovered through a sale transaction.

(b) Estimates and assumptions

The key assumptions concerning the future and other key sources of estimation uncertainty at the reporting date, that have a significant risk of causing a material adjustment to the carrying amounts of assets and liabilities within the next financial year are discussed below. The Group based its assumptions and estimates on parameters available when the consolidated financial statements were prepared. Existing circumstances and assumptions about future developments, however, may change due to market changes or circumstances arising beyond the control of the Group. Such changes are reflected in the consolidated financial statements when they occur.

4. Significant accounting judgements and estimates (continued)

(b) Estimates and assumptions (continued)

i. Fair value of investment properties

The Group engaged an independent valuation specialist to assess fair value for its investment properties using a valuation methodology based on the 'comparable market value method'. The key assumptions used to determine the fair value of investment properties and sensitivity analyses are disclosed in Notes 6 and 25.

ii. Fair value of unquoted investments

As described in Note 6, management uses their judgment in selecting an appropriate valuation technique for financial instruments not quoted in an active market. Valuation techniques commonly used by market practitioners are applied. Such financial instruments are valued using discounted cash flow and capitalization of sustainable earnings analysis based on assumptions supported, where possible, by observable market prices or rates. The estimation of fair value of unquoted shares includes some assumptions not supported by observable market prices or rates. Details of assumptions used and of the results of sensitivity analyses regarding these assumptions are provided in Note 6.

iii. Measurement of the expected credit loss allowance

The measurement of the expected credit loss allowance for financial assets measured at amortized cost and FVTOCI is an area that requires the use of complex models and significant assumptions about future economic conditions and credit behavior (e.g. the likelihood of customers defaulting and the resulting losses). Explanation of the inputs, assumptions and estimation techniques used in measuring ECL is further detailed in Note 5(b).

A number of significant judgements are also required in applying the accounting requirements for measuring ECL, such as:

- Determining the criteria for significant increase in credit risk;
- Determining the criteria and definition of default;
- Choosing appropriate models and assumptions for the measurement of ECL;
- Establishing the number and relative weightings of forward-looking scenarios for each type of product/market and the associated ECL; and
- Establishing groups of similar financial assets for the purposes of measuring ECL

iv. Insurance and reinsurance contracts

The Group applies the PAA to simplify the measurement of insurance contracts. When measuring liabilities for remaining coverage, the PAA is broadly similar to the Group's previous accounting treatment under IFRS 4. However, when measuring liabilities for incurred claims, the Group now discounts cash flows that are expected to occur more than one year after the date on which the claims are incurred and includes an explicit risk adjustment for non-financial risk.

4. Significant accounting judgements and estimates (continued)

(c) Estimates and assumptions (continued)

v. Liability for remaining coverage

For insurance acquisition cash flows, the Group is eligible and chooses to capitalise all insurance acquisition cashflows upon payments.

The effect of recognising insurance acquisition cash flows as an expense on initial recognition of group of insurance contracts are to increase the liability for remaining coverage on initial recognition and reduce the likelihood of any subsequent onerous contract loss. There would be an increased charge to profit or loss on initial recognition, due to expensing acquisition cash flows, offset by an increase in profit released over the coverage period. For groups of contracts that are onerous, the liability for remaining coverage is determined by the fulfillment cash flows.

vi. Liability for incurred claims

The ultimate cost of outstanding claims is estimated by using a range of standard actuarial claims projection techniques, such as Chain Ladder and Bornheutter-Ferguson methods.

The main assumption underlying these techniques is that a Group's past claims development experience can be used to project future claims development and hence ultimate claims costs. These methods extrapolate the development of paid and incurred losses, average costs per claim (including claims handling costs), and claim numbers based on the observed development of earlier years and expected loss ratios. Historical claims development is mainly analysed by accident years, but can also be further analysed by geographical area, as well as by significant business lines and claim types. Large claims are usually separately addressed, either by being reserved at the face value of loss adjuster estimates or separately projected in order to reflect their future development. In most cases, no explicit assumptions are made regarding future rates of claims inflation or loss ratios. Instead, the assumptions used are those implicit in the historical claims development data on which the projections are based. Additional qualitative judgement is used to assess the extent to which past trends may not apply in future, (e.g., to reflect one-off occurrences, changes in external or market factors such as public attitudes to claiming, economic conditions, levels of claims inflation, judicial decisions and legislation, as well as internal factors such as portfolio mix, policy features and claims handling procedures) in order to arrive at the estimated ultimate cost of claims that present the probability weighted expected value outcome from the range of possible outcomes, taking account of all the uncertainties involved.

Other key circumstances affecting the reliability of assumptions include variation in interest rates, delays in settlement and changes in foreign currency exchange rates.

vii. Discount rates

The Group use bottom-up approach to derive the discount rate. Under this approach, the discount rate is determined as the risk-free yield, adjusted for differences in liquidity characteristics between the financial assets used to derive the risk-free yield and the relevant liability cash flows (known as an illiquidity premium). The risk-free rate was derived using swap rates available in the market denominated in the same currency as the product being measured. When swap rates are not available, highly liquid sovereign bonds with a credit rating were used. Management uses judgment to assess liquidity characteristics of the liability cash flows.

4 Significant accounting judgements and estimates (continued)

(d) Estimates and assumptions (continued)

vii. Discount rates (continued)

Discount rates applied for discounting of future cash flows are listed below:

	1 year		3 years		5 years		10 years		20 years	
	2025	2024	**2025**	2024	**2025**	2024	**2025**	2024	**2025**	2024
Insurance contracts issued	**4.46**	6.08	**5.04**	5.04	**4.49**	4.82	**4.87**	4.77	**5.31**	4.78
Reinsurance contracts held	**4.46**	6.08	**5.04**	5.04	**4.49**	4.82	**4.87**	4.77	**5.31**	4.78

viii. Risk adjustment for non-financial risk

The Group uses a Solvency II (Value at risk) type approach to determine its risk adjustment for non-financial risk. Each portfolio is matched with the most representative Solvency II LOB and an assumption is made that the prescribed standard deviation of premiums risk and reserves risk for a given Solvency II LOB is representative of the standard deviation of the portfolio LRC and LIC standard deviation respectively. Further, the Group assumes that the LRC and LIC each have a Lognormal distribution with the LIC mean matching the sum of the IBNR, OS and ULAE while the LRC mean matches the UPR of a given portfolio. The risk adjustment for non-financial risk is the compensation that the Group requires for bearing the uncertainty about the amount and timing of the cash flows of groups of insurance contracts. The risk adjustment reflects an amount that an insurer would rationally pay to remove the uncertainty that future cash flows will exceed the expected value amount. The Group has estimated the risk adjustment using a confidence level (probability of sufficiency) approach for different lines in the range of 60-75 percentile. That is, the Group has assessed its indifference to uncertainty for product lines (as an indication of the compensation that it requires for bearing non-financial risk) as being equivalent to the 60-75 percentile confidence level less the mean of an estimated probability distribution of the future cash flows.

The Group has estimated the probability distribution of the future cash flows, and the additional amount above the expected present value of future cash flows required to meet the target percentiles.

5 Financial risk management

(a) Introduction

Risk is inherent in the Group's activities, but it is managed through a process of ongoing identification, measurement and monitoring, subject to risk limits and other controls. This process of risk management is critical to the Group's continuing profitability and each individual within the Group is accountable for the risk exposures relating to his or her responsibilities. The Group is exposed to credit risk, liquidity risk and market risk, the latter being subdivided into trading and non-trading risks. It is also subject to operational risks.

5 Financial risk management (continued)

(a) Introduction (continued)

i. Risk management structure

In line with the best practice followed in world class financial institutions, the overall risk management responsibility lies with the Board of Directors of the Company. It provides the direction, strategy and oversight of all the activities through various committees.

Audit Committee
The Audit Committee comprises three members who are also part of the Board of Directors of the Group. The Audit Committee has the overall responsibility of assessing the internal audit findings, directing implementation of audit recommendations and overseeing the internal audit activities undertaken within the internal control environment and regulatory compliance framework of the Group. Duties and responsibilities of the Audit Committee are governed by a formally approved Audit Committee Charter which is in line with best practice and control governance.

Asset Liability Committee (ALCO)
The asset liability management process is an act of planning, acquiring, and directing the flow of funds through an organization. The ultimate objective of this process is to generate adequate and stable earnings and to steadily build an organization's equity over time, while taking measured business risks. The Group has a well-defined asset liability management policy duly describing the objective, role and function of the Asset Liability Committee, which is the body within the Group that holds the responsibility to make strategic decisions to manage balance sheet related risks.

Investment and Credit Committee (ICC)
All major business proposals of clients are approved through the ICC. The ICC is a sub-committee of the Board of Directors. The approval process and the authorities vested with the ICC members are well defined in a credit policy manual. The policy manual enumerates various procedures to be followed by relationship managers in bringing relationships to the Group. Various aspects of the credit approval process have been defined in the policy which enables efficient approval of the proposals.

Board Risk Management Committee (BRMC)
BRMC is an independent committee of the Board of Directors that has, as its sole and exclusive function, the responsibility to ensure the effectiveness of Group's risk management and compliance frameworks.

The Committee assists the Board of Directors in fulfilling its oversight responsibilities with regard to the risk appetite of the Group, the risk management and compliance framework and the governance structure, that supports it.

Risk Management Department (RMD)
The RMD is an independent unit reporting to the Group Chief Risk Officer. The RMD is responsible for identifying, measuring, monitoring and controlling the risks arising out of various activities in the Group by the different business units. The process is through partnering with the units in identifying and addressing the risks by setting limits and reporting on the utilization thereof.

The RMD also monitors compliance with the regulatory procedures and anti-money laundering monitoring procedures of the Group.

5 Financial risk management (continued)

(a) Introduction (continued)

Treasury

Group Treasury is responsible for managing the Group's assets and liabilities and the overall financial structure. It is also primarily responsible for managing the funding and liquidity risks of the Group.

Internal Audit

Risk management processes throughout the Group are audited annually by the internal audit function that examines both the adequacy of the procedures and the Group's compliance with the procedures. Internal Audit discusses the results of all assessments with management and reports its findings and recommendations to the Audit Committee. The Head of Internal Audit has direct reporting lines to the Audit Committee in order to secure independence and objectivity in all audit engagements undertaken within the Group.

i. Risk measurement and reporting systems

Monitoring and controlling risks are primarily performed based on limits established by the Group. These limits reflect the business strategy and market environment of the Group as well as the level of risk that the Group is willing to accept, with additional emphasis on selected industries. In addition, the Group monitors and measures the overall risk bearing capacity in relation to the aggregate risk exposure across all risk types and activities.

Information compiled from all the businesses is examined and processed in order to analyse, control and identify early risks. This information is presented and explained to the RMD, and the head of each business division. The report includes aggregate credit exposure, limit exceptions and risk profile changes. On a monthly basis detailed reporting of industry, customer and geographic risks takes place.

Senior management assesses the appropriateness of the provision for credit losses on a quarterly basis. RMD receives a comprehensive risk report once a quarter, which is designed to provide all the necessary information to assess and conclude on the risks of the Group.

For all levels throughout the Group, specifically tailored risk reports are prepared and distributed in order to ensure that all business divisions have access to extensive, necessary and up-to-date information.

iii. Risk mitigation

As part of its overall risk management, the Group uses certain instruments to manage exposures resulting from changes in interest rates and foreign currencies. The Group actively uses collateral to reduce its credit risks.

5 Financial risk management (continued)

(a) Introduction (continued)

Internal Audit (continued)

iv. Risk concentration

Concentrations of credit risk arise when a number of counter parties are engaged in similar business activities, or activities in the same geographic region, or have similar economic features that would cause their ability to meet contractual obligations to be similarly affected by changes in economic, political or other conditions. Concentrations of credit risk indicate the relative sensitivity of the Group's performance to developments affecting an industry or geographic location.

The Group seeks to manage its credit risk exposure through diversification of lending activities to avoid undue concentrations of risks with individuals or groups of customers in specific industries or businesses.

Details of the composition of the loans, advances and Islamic financing and investing portfolio are provided in notes 20 and 21. Information on credit risk is provided in note 5(b).

v. Risk assessment

The Group has exposure to the following risks from financial instruments:

- Credit risk
- Liquidity risk
- Market risk
- Operational risk
- Insurance risk

(b) Credit risk

'Credit risk' is the risk of financial loss to the Group if a customer or counterparty to a financial instrument fails to meet its contractual obligations and arises principally from the Group's loans and advances to customers and other banks including Islamic financing, and investment debt securities. For risk management reporting purposes, the Group considers and consolidates all elements of credit risk exposure – e.g. individual obligor default risk, country and sector risk

Credit risk is the single largest risk from the Group's business; management therefore carefully manages its exposure to credit risk. The credit risk management and control are centralized in a risk management department which reports regularly to the Risk Management Committee.

The ECL recorded on loans and advances measured at amortized cost and Islamic financing and investing assets measured at amortized cost has been disclosed in note 19 and 20 respectively.

i. Settlement risk

The Group's activities may give rise to risk at the time of settlement of transactions and trades. 'Settlement risk' is the risk of loss due to the failure of an entity to honor its obligations to deliver cash, securities or other assets as contractually agreed.

5 Financial risk management (continued)

(b) Credit risk (continued)

i. Settlement risk

For certain types of transaction, the Group mitigates this risk by conducting settlements through a settlement/clearing agent to ensure that a trade is settled only when both parties have fulfilled their contractual settlement obligations. Settlement limits form part of the credit approval/limit monitoring process described earlier. Acceptance of settlement risk on free-settlement trades requires transaction-specific or counterparty-specific approvals from Group Risk.

ii. Write-off policy

The Group writes off financial assets, in whole or in part, when it has exhausted all practical recovery efforts and has concluded there is no reasonable expectation of recovery. Indicators that there is no reasonable expectation of recovery include (i) ceasing enforcement activity and (ii) where the Group's recovery method is foreclosing on collateral and the value of the collateral is such that there is no reasonable expectation of recovering in full.

The Group may write-off financial assets that are still subject to enforcement activity. The outstanding contractual amounts of such assets written off during the year ended 31 December 2025 was AED 32,074 thousand (2024: AED 8,759 thousand). The Group still seeks to recover amounts it is legally owed in full, but which have been partially written off due to no reasonable expectation of full recovery.

iii. Modification of financial assets

The contractual terms of a loan may be modified for a number of reasons, including changing market conditions, customer retention and other factors not related to a current or potential credit deterioration of the customer. An existing loan whose terms have been modified may be derecognised and the renegotiated loan recognised as a new loan at fair value in accordance with accounting policy set out in Note 3.

When the terms of a financial asset are modified and the modification does not result in derecognition, the determination of whether the asset's credit risk has increased significantly reflects comparison of:

- its remaining lifetime PD at the reporting date based on the modified terms; with
- the remaining lifetime PD estimated based on data on initial recognition and the original contractual terms.

When modification results in derecognition, a new loan is recognized and allocated to Stage 1 (assuming it is not credit-impaired at that time).

The Group renegotiates loans to customers in financial difficulties (referred to as 'forbearance activities) to maximize collection opportunities and minimize the risk of default. Under the Group's forbearance policy, loan forbearance is granted on a selective basis if the debtor is currently in default on its debt or if there is a high risk of default, there is evidence that the debtor made all reasonable efforts to pay under the original contractual terms and the debtor is expected to be able to meet the revised terms.

The revised terms usually include extending the maturity, changing the timing of interest payments and amending the terms of loan covenants. Both retail and corporate loans are subject to the forbearance policy. The Group Credit Committee regularly reviews reports on forbearance activities.

5 Financial risk management (continued)

(b) Credit risk (continued)

iii Modification of financial assets (continued)

For financial assets modified as part of the Group's forbearance policy, the estimate of PD reflects whether the modification has improved or restored the Group's ability to collect interest and principal and the Group's previous experience of similar forbearance action. As part of this process, the Group evaluates the borrower's payment performance against the modified contractual terms and considers various behavioral indicators.

Generally, forbearance is a qualitative indicator of a significant increase in credit risk and an expectation of forbearance may constitute evidence that an exposure is credit impaired. A customer needs to demonstrate consistently good payment behavior over a period of time before the exposure is no longer considered to be credit-impaired/in default or the PD is considered to have decreased such that it falls within the 12-month PD ranges for the asset to be considered Stage 1.

The Group continues to monitor if there is a subsequent significant increase in credit risk in relation to such assets through the use of specific models for modified assets.

iv. Credit risk measurement

Loans and advances (including loan commitments, LCs and LGs)

The estimation of credit exposure for risk management purposes is complex and requires the use of models, as the exposure varies with changes in market conditions, expected cash flows and the passage of time. The assessment of credit risk of a portfolio of assets entails further estimations as to the likelihood of defaults occurring, of the associated loss ratios and of default correlations between counterparties. The Group measures credit risk using Probability of Default (PD), Exposure at Default (EAD) and Loss Given Default (LGD). This is similar to the approach used for the purposes of measuring Expected Credit Loss (ECL) under IFRS 9.

Credit risk grading

The Group uses internal credit risk grading that reflect its assessment of the probability of default of individual counterparties. The Group uses specific internal risk rating models tailored to the various categories of industry/segments of counterparty. Borrower and loan specific information collected at the time of application (such as financial spread, management quality, Risk Bureau information, and account conduct, turnover and industry type for wholesale exposures) is fed into this rating model. This is supplemented with external data input such as credit bureau scoring on individual borrowers into the model. In addition, the models enable expert judgement from the Credit Risk Officer to be fed into the final internal credit rating for each exposure. This allows for considerations, which may not be captured as part of the other data inputs into the model.

The credit grades are calibrated such that risk of default increases exponentially at each higher risk grade. For example, this means that the difference in the PD between a 6 and 8 rating grade is lower than the difference in the PD between an 18 and 20 rating grade.

The Risk Rating system for performing assets ranges from Obligor Risk Rating ("ORR") ORR 1 to ORR 7, each grade being associated with a Probability of Default ("PD"). Non-performing clients are rated ORR 8 to ORR 10, corresponding to substandard, doubtful and loss classifications.

5 Financial risk management (continued)

(b) Credit risk (continued)

iv. Credit risk measurement (continued)

Retail

After the date of initial recognition, for retail business, the payment behaviour of the borrower is monitored on a periodic basis to develop a behavioural score. Any other known information about the borrower which impacts their creditworthiness – such as unemployment and previous delinquency history – is also incorporated into the behavioural score. This score is mapped to a PD.

Retail risk parameters i.e. PD, LGD & CCF or EAD have been estimated using 'Segmentation Methodology' or 'Retail Pooling'; where following factors have been considered:

- Asset classification as Credit Card, Executive Finance (or Personal Loan) and SME (osmall business loan);
- Days Past Due – 2 segment each for Stage 1 & Stage 2; and 1 for Stage 3

Risk parameters have been estimated with respect to above segments and used the same for ECL computation.

Wholesale

For wholesale business, the rating is determined at the borrower level. A relationship manager will incorporate any updated or new information/credit assessments into the credit system on an ongoing basis. In addition, the relationship manager will also update information about the creditworthiness of the borrower every year from sources such as financial statements. This will determine the updated internal credit rating and the mapped PD.

Treasury

For debt securities in the Treasury portfolio, external rating agency credit grades are used. These published grades are continuously monitored and updated. The PD's associated with each grade are determined based on realised default rates over the prior 12 months, as published by the rating agency.

v. Expected credit loss measurement

IFRS 9 outlines a 'three-stage' model for impairment based on changes in credit quality since initial recognition as summarized below:

- A financial instrument that is not credit-impaired on initial recognition is classified in 'Stage 1' and has its credit risk continuously monitored by the Group.
- If a significant increase in credit risk ('SICR') since initial recognition is identified, the financial instrument is moved to 'Stage 2' but is not yet deemed to be credit impaired.
- If the financial instrument is credit-impaired, the financial instrument is then moved to 'Stage 3'.
- Financial assets in Stage 1 have their ECL measured at an amount equal to the portion of lifetime expected credit losses that result from default events possible within the next 12 months. Instruments in Stages 2 or 3 have their ECL measured based on expected credit losses on a lifetime basis. Please refer to following note for a description of inputs, assumptions and estimation techniques used in measuring the ECL.
- A pervasive concept in measuring the ECL in accordance with IFRS 9 is that it should consider forward-looking information. The below note includes an explanation of how the Group has incorporated this in its ECL models.

5 Financial risk management (continued)

(b) Credit risk (continued)

v. Expected credit loss measurement (continued)

The following diagram summarizes the impairment requirements under IFRS 9:

Change in credit quality since initial recognition

Stage 1	Stage 2	Stage 3
(Initial recognition)	(Significant increase in credit risk since initial recognition)	(Credit-impaired financial assets)
12-month expected credit losses	Lifetime expected credit losses	Lifetime expected credit losses

Significant increase in credit risk (SICR)

The Group considers a financial asset to have experienced a significant increase in credit risk when a significant change in one-year probability of default occurs between the origination date of a specific facility and the IFRS 9 ECL run date.

Quantitative criteria

Corporate loans:
For corporate loans, if the borrower experiences a significant increase in probability of default which can be triggered by the following factors:

- Loan facilities restructured in the last 12 months;
- Loan facilities that are past due for 30 days and above but less than 90 days;
- Actual or expected change in external ratings and / or internal ratings

Retail:
For retail portfolio, if the borrowers meet one or more of the following criteria:

- Adverse findings for an account/ borrower as per credit bureau data;
- Loan rescheduling before 30 Days Past Due (DPD);
- Accounts overdue between 30 and 90 days.

Treasury:

- Significant increase in probability of default of the underlying treasury instrument;
- Significant change in the investment's expected performance & behaviour of borrower (collateral value, payment holiday, Payment to Income ratio etc.).

Qualitative criteria:

Corporate loans:

- Feedback from the Early Warning Signal framework of the Group (along factors such as adverse change in business, financial or economic conditions).

5 Financial risk management (continued)

(b) Credit risk (continued)

v. Expected credit loss measurement (continued)

Backstop:

A backstop is applied, and the financial asset is considered to have experienced a significant increase in credit risk if the borrower is more than 30 days past due on its contractual payments.

vi. Definition of default and credit-impaired assets

The Group defines a financial instrument as in default, which fully aligned with the definition of credit-impaired, when it meets one or more of the following criteria:

In addition to 90 DPD, for the retail and corporate portfolio, the default definition used is consistent with the Basel Framework. According to the Basel II definition, default is considered to have occurred with regard to obligors when either one or the following events have taken place:

- The Group considers that the obligor is unlikely to pay its credit obligation to the Group in full without recourse by the Group to actions like realizing security (if held).
- The Group puts credit obligation on non-accrued status.
- The Group makes a charge-off or account-specific provision resulting from a perceived decline in credit quality subsequent to the Group taking on the exposure.
- The Group sells the credit obligation at a material credit-related economic loss.
- The Group consents to a distressed restructuring of the credit obligation where this is likely to result in a diminished financial obligation caused by the material forgiveness or postponement of principal, interest and other fees.
- The Group has filed for the obligor's bankruptcy or similar order in respect of the obligor's credit obligation to the Group. The obligor has sought or has been placed in bankruptcy or similar protection wherein this would avoid or delay repayment of the credit obligation to the Group.
- The obligor is past due more than 90 days on any material credit obligation to the Group. Overdrafts will be considered as being past due once the customer has breached an advised limit or been advised of a limit smaller than the current outstanding.

The criteria above have been applied to all financial instruments held by the Group and are consistent with the definition of default used for internal credit risk management purposes. The default definition has been applied consistently to model the Probability of Default (PD), Exposure at Default (EAD), and Loss Given Default (LGD) throughout the Group's expected loss calculations.

5 Financial risk management (continued)

(b) Credit risk (continued)

vi. Definition of default and credit-impaired assets

Credit rating and measurement

An instrument is considered to no longer be in default (i.e. to have cured) when it no longer meets any of the default criteria for a consecutive period of twelve months. This period of twelve months has been determined based on an analysis, which considers the likelihood of a financial instrument returning to default status after cure using different cure definitions.

The risk rating system is the basis for determining the credit risk of the Group's asset portfolio (except the consumer assets) and thus asset pricing, portfolio management, determining finance loss provisions and reserves and the basis for credit approval authority delegation. A standard numeric credit risk-grading system is being used by the Group which is based on the Group's internal estimate of probability of default, with customers or portfolios assessed against a range of quantitative and qualitative factors, including taking into account the counterparty's financial position, past experience and other factors.

The Risk Rating system for performing assets ranges from 1 to 19, each grade being associated with a Probability of Default ("PD"). Non-performing clients are rated 20, 21, 22, corresponding to the Substandard, Doubtful and Loss classifications as per Clarifications and Guidelines Manual for Circular No. 28/2012 issued by the Central Bank of the UAE. The Group's internal credit grades have also been mapped to external agency ratings for better comparison. The below table maps risk ratings to the grading used:

Sr	Grading	Risk rating
1	Grading 1	1 to 5
2	Grading 2	5 to -7
3	Grading 3	8
4	Grading 4	9
5	Grading 5	10

5 Financial risk management (continued)

(b) Credit risk (continued)

vii. Measuring ECL – Explanation of inputs, assumptions and estimation techniques

The Expected Credit Loss (ECL) is measured on either a 12-month (12M) or Lifetime basis depending on whether a significant increase in credit has occurred since initial recognition or whether an asset is considered to be credit-impaired. Expected credit losses are the discounted product of the Probability of Default (PD), Exposure at Default (EAD), and Loss Given Default (LGD), defined as follows:

- The PD represents the likelihood of a borrower defaulting on its financial obligation (as per 'Definition of default and credit-impaired' above), either over the next 12 months (12M PD), or over the remaining lifetime (Lifetime PD) of the obligation.
- EAD is based on the amounts the Group expected to be owed at the time of default, over the next 12 months (12M EAD) or over the remaining lifetime (Lifetime EAD). For example, for a revolving commitment, the Group includes the current drawn balance plus any further amount that is expected to be drawn up to the current contractual limit by the time of default, should it occur.
- Loss Given Default (LGD) represents the Group's expectation of the extent of loss on a defaulted exposure. LGD varies by type of counterparty, type and seniority of claim and availability of collateral or other credit support. LGD is expressed as a percentage loss per unit of exposure at the time of default (EAD). LGD is calculated on a 12-month or lifetime basis, where 12-month LGD is the percentage of loss expected to be made if the default occurs in the next 12 months and Lifetime LGD is the percentage of loss expected to be made if the default occurs over the remaining expected lifetime of the loan.

The ECL is determined by projecting the PD, LGD and EAD for each future month and for each individual exposure or collective segment. These three components are multiplied together and adjusted for the likelihood of survival (i.e. the exposure has not prepaid or defaulted in an earlier month). This effectively calculates an ECL for each future month, which is then discounted back to the reporting date and summed. The discount rate used in the ECL calculation is the original effective interest rate or an approximation thereof.

The lifetime PD is developed by applying a maturity profile to the current 12M PD. The maturity profile looks at how defaults develop on a portfolio from the point of initial recognition throughout the lifetime of the loans. The maturity profile is based on historical observed data and is assumed to be the same across all assets within a portfolio and credit grade band. This is supported by historical analysis.

The 12-month and lifetime EADs are determined based on the expected payment profile, which varies by product type.

- For amortizing products and bullet repayments loans, this is based on the contractual repayments owed by the borrower over a 12 month or lifetime basis. This will also be adjusted for any expected overpayments made by a borrower. Early repayment/refinance assumptions are also incorporated into the calculation.

- For revolving products, the exposure at default is predicted by taking current drawn balance and adding a "credit conversion factor" which allows for the expected drawdown of the remaining limit by the time of default. These assumptions vary by product type and current limit utilization based on analysis of the Group's recent default data.

5 Financial risk management (continued)

(b) Credit risk (continued)

vii. Measuring ECL – Explanation of inputs, assumptions and estimation techniques (continued)

Forward-looking economic information is also included in determining the 12-month and lifetime PD. These assumptions vary by product type. Refer to the Note below for an explanation of forward-looking information and its inclusion in ECL calculations.

These assumptions underlying the ECL calculation – such as how the maturity profile of the PDs and how collateral values change etc. – are monitored and reviewed on a quarterly basis.

There have been no significant changes in estimation techniques or significant assumptions made during the year.

viii. Forward-looking information incorporated in the ECL Models

The calculation of ECL incorporate forward-looking information.

In addition to the base economic scenario, the Group's Credit risk team also provide other possible scenarios along with scenario weightings. The number of other scenarios used is set based on the analysis of each major product type to ensure plausible events are captured. The number of scenarios and their attributes are reassessed at each reporting date. At 1 January 2025 and 31 December 2025, for all portfolios the Group concluded that three scenarios representing the Downturn, Normal and Growth cases have been determined appropriate for capturing forward looking component in ECL. The scenario weightings are determined by a combination of statistical analysis and expert credit judgement, taking account of the range of possible outcomes each chosen scenario is representative of. The weightings assigned to each macro-economic scenario as at 31 December 2025, is as per the below table:

Economic Scenarios		
Downturn	Normal	Growth
33.33%	33.33%	33.33%

The assessment of SICR is performed based on credit risk assessment following CBUAE rules and management assessment under each of the base, and the other scenarios, multiplied by the associated scenario weightings. This determines whether the whole financial instrument is in Stage 1, Stage 2, or Stage 3 and hence whether 12-month or lifetime ECL should be recorded. Following this assessment, the Group measures ECL as either a 12 month ECL (Stage 1), or lifetime ECL (Stage 2). These ECLs are determined by running each scenario through the relevant ECL model and multiplying it by the appropriate scenario weighting (as opposed to weighting the inputs).

As with any economic forecasts, the projections and likelihoods of occurrence are subject to a high degree of inherent uncertainty and therefore the actual outcomes may be significantly different to those projected. The Group considers these forecasts to represent its best estimate of the possible outcomes.

Notes to the consolidated financial statements (continued)
For the year ended 31 December 2025

5 Financial risk management (continued)

(b) Credit risk (continued)

ix. Credit risk exposure

Credit quality analysis

The following table contains an analysis of the credit risk exposure of financial assets, which are subject to ECL. The gross carrying amount of financial assets below also represents the Group's maximum exposure to credit risk on these assets:

	2025			
	ECL staging			
	Stage 1 12-month ECL AED'000	Stage 2 Lifetime ECL AED'000	Stage 3 Lifetime ECL AED'000	Total AED'000
Loans and advances				
Grading 1	1,034,395	-	-	1,034,395
Grading 2	865,934	164,554	-	1,030,488
Grading 3	-	137,493	43,445	180,938
Grading 4	-	-	10,223	102,223
Grading 5	-	-	430,102	430,102
	1,900,329	302,047	483,770	2,686,146
Less: allowances for expected credit losses	(18,899)	(93,030)	(387,996)	(499,925)
Carrying amount	1,881,430	209,017	95,774	2,186,221
Islamic financing and investing assets				
Grading 1	2,801	-	-	2,801
Grading 2	146	-	-	146
Grading 3	-	-	6,437	6,437
Grading 4	-	-	981	981
Grading 5	-	-	58,240	58,240
	2,947	-	65,658	68,605
Less: allowances for expected credit losses	(157)	-	(60,204)	(60,361)
Carrying amount	2,790	-	5,454	8,244

5 Financial risk management (continued)

(b) Credit risk (continued)

ix. Credit risk exposure (continued)

Credit quality analysis (continued)

	2024			
	ECL staging			
	Stage 1 12-month ECL AED'000	Stage 2 Lifetime ECL AED'000	Stage 3 Lifetime ECL AED'000	Total AED'000
Loans and advances				
Grading 1	811,240	18,213	-	829,453
Grading 2	941,226	158,356	-	1,099,582
Grading 3	-	139,847	18,146	157,993
Grading 4	-	-	16,703	16,703
Grading 5	-	-	460,741	460,741
	1,752,466	316,416	495,590	2,564,472
Less: allowances for expected credit losses	(35,046)	(71,760)	(393,239)	(500,045)
Carrying amount	1,717,420	244,656	102,351	2,064,427
Islamic financing and investing assets				
Grading 1	2,586	-	-	2,586
Grading 2	133	1	-	134
Grading 3	-	-	8,210	8,210
Grading 4	-	-	912	912
Grading 5	-	-	59,418	59,418
	2,719	1	68,540	71,260
Less: allowances for expected credit losses	(138)	-	(59,797)	(59,935)
Carrying amount	2,581	1	8,743	11,325

Notes to the consolidated financial statements (continued)
For the year ended 31 December 2025

5 Financial risk management (continued)

(b) Credit risk (continued)

ix. Credit risk exposure (continued)

Credit quality analysis (continued)

	2025			
	ECL staging			
	Stage 1 12-month ECL AED'000	Stage 2 Lifetime ECL AED'000	Stage 3 Lifetime ECL AED'000	Total AED'000
Credit risk exposures relating to off-balance sheet items are as follows				
Letters of credit	**5,061**	**-**	**-**	**5,061**
Guarantees	**392,871**	**8,842**	**875**	**402,588**
Less: allowances for expected credit losses	**(3,904)**	**(88)**	**(8)**	**(4,000)**
Carrying amount	**394,028**	**8,754**	**867**	**403,649**
Credit risk exposures relating to on-balance sheet assets				
Cash and balances with the UAE Central Bank	**911,696**	**-**	**-**	**911,696**
Due from banks at investment grade	**271,240**	**-**	**-**	**271,240**
Financial assets measured at amortised cost at investment grade	**44,916**	**-**	**-**	**44,916**
	1,227,852	**-**	**-**	**1,227,852**

5 Financial risk management (continued)

(b) Credit risk (continued)

ix. Credit risk exposure (continued)

Credit quality analysis (continued)

	2024			
	ECL staging			
	Stage 1 12-month ECL AED'000	Stage 2 Lifetime ECL AED'000	Stage 3 Lifetime ECL AED'000	Total AED'000
Credit risk exposures relating to off-balance sheet items are as follows				
Letters of credit	3,622	-	-	3,622
Guarantees	402,359	9,548	945	412,852
Less: allowances for expected credit losses	(4,499)	(95)	(9)	(4,603)
Carrying amount	401,482	9,453	936	411,871
Credit risk exposures relating to on-balance sheet assets				
Cash and balances with the UAE Central Bank	229,312	-	-	229,312
Due from banks at investment grade	167,792	-	-	167,792
Financial assets measured at amortised cost at investment grade	44,917	-	-	44,917
	442,021	-	-	442,021

The Group employs a range of policies and practices to mitigate credit risk. The most common of these is accepting collateral for funds advanced. The Group has internal policies on the acceptability of specific classes of collateral or credit risk mitigation. The Group prepares a valuation of the collateral obtained as part of the loan origination process. This assessment is reviewed periodically. Longer-term finance and lending to corporate entities are generally secured; revolving individual credit facilities are generally unsecured.

The Group's policies regarding obtaining collateral have not significantly changed during the reporting period and there has been no significant change in the overall quality of the collateral held by the Group since the prior period.

5 Financial risk management (continued)

(b) Credit risk (continued)

ix. Credit risk exposure (continued)

Collateral against loans and advances measured at amortised cost is generally held in the form of mortgage interests over property, other registered securities over assets and guarantees. Estimates of fair value are based on the value of the collateral assessed at the time of borrowing. Collateral generally is not held over amounts due from banks, except when securities are held as part of reverse repurchase and securities borrowing activity. Collateral usually is not held against financial assets.

The Group closely monitors collateral held for financial assets considered to be credit impaired, as it becomes more likely that the Group will take possession of the collateral to mitigate potential credit losses.

The table below details the fair value of the collateral, which is updated regularly:

	Loans and advances and investment products	
	2025	2024
	AED'000	AED'000
Against individually impaired loans and advances:		
Property	**3,537**	12,287
Equities	**-**	-
Cash	**260**	221
Others	**6,163**	7,153
Total against Individually impaired	**9,959**	19,661
Against loans and advances not impaired:		
Property	**611,776**	618,975
Equities	**366,654**	416,872
Cash	**299,356**	316,656
Others	**26,438**	24,009
Total against not impaired	**1,304,224**	1,376,512

x. Loss allowance

The loss allowance recognized in the period is impacted by a variety of factors, as described below:

- Transfers between Stage 1 and Stages 2 or 3 due to financial instruments experiencing significant increases (or decreases) of credit risk or becoming credit-impaired in the period, and the consequent "step up" (or "step down") between 12-month and Lifetime ECL;
- Additional allowances for new financial instruments recognized during the period, as well as releases for financial instruments derecognized during the year;
- Impact on the measurement of ECL due to changes in PDs, EADs and LGDs in the period, arising from regular refreshing of inputs to models;
- Impacts on the measurement of ECL due to changes made to models and assumptions;

Notes to the consolidated financial statements (continued)
For the year ended 31 December 2025

5 Financial risk management (continued)

(b) Credit risk (continued)

x. Loss allowance (continued)

- Discounts unwind within ECL due to the passage of time, as ECL is measured on a present value basis; and
- Financial assets derecognized during the period and write-offs of allowances related to assets that were written off during the period.

The following table explain the changes in the loss allowance between the beginning and the end of the annual period due to these factors:

	2025			
	Stage 1 12-month ECL	Stage 2 Lifetime ECL	Stage 3 Lifetime ECL	Total
	AED'000	AED'000	AED'000	AED'000
Loans and advances				
Loss allowance as at 1 January	**35,046**	**71,759**	**393,240**	**500,045**
Transfers				
Transfer from Stage 1 to Stage 2	**(9,908)**	**9,908**	**-**	**-**
Transfer from Stage 1 to Stage 3	**(17,330)**	**-**	**17,330**	**-**
Transfer from Stage 2 to Stage 1	**420**	**(420)**	**-**	**-**
Transfer from Stage 2 to Stage 3	**-**	**(2,914)**	**2,914**	**-**
Transfer from Stage 3 to Stage 1	**5**	**-**	**(5)**	**-**
Transfer from Stage 3 to Stage 2	**-**	**52**	**(52)**	**-**
New financial assets originated	**14,502**	**20,781**	**2,810**	**38,093**
Net remeasurement of loss allowance	**-**	**-**	**-**	**-**
Reversal of no longer required impairment charges	**(3,835)**	**(6,137)**	**(28,241)**	**(38,213)**
Changes in PDs/LGDs/EADs	**-**	**-**	**-**	**-**
Loss allowance as at 31 December 2025	**18,900**	**93,029**	**387,996**	**499,925**
Islamic financing and investing assets				
Loss allowance as at 1 January	**138**	**1**	**59,794**	**59,935**
Transfers				
Transfer from Stage 1 to Stage 2	**-**	**-**	**-**	**-**
Transfer from Stage 1 to Stage 3	**-**	**-**	**-**	**-**
Transfer from Stage 2 to Stage 1	**-**	**-**	**-**	**-**
Transfer from Stage 2 to Stage 3	**-**	**-**	**-**	**-**
Transfer from Stage 3 to Stage 1	**-**	**-**	**-**	**-**
Transfer from Stage 3 to Stage 2	**-**	**-**	**-**	**-**
New financial assets originated	**19**	**-**	**407**	**426**
Net remeasurement of loss allowance	**-**	**-**	**-**	**-**
Reversal of no longer required impairment charges	**-**	**-**	**-**	**-**
Loss allowance as at 31 December 2025	**157**	**-**	**60,204**	**60,361**

Notes to the consolidated financial statements (continued)
For the year ended 31 December 2025

5 Financial risk management (continued)

(b) Credit risk (continued)

x. Loss allowance (continued)

	2024			
	Stage 1 12-month ECL	Stage 2 Lifetime ECL	Stage 3 Lifetime ECL	Total
	AED'000	AED'000	AED'000	AED'000
Loans and advances				
Loss allowance as at 1 January	23,858	63,972	379,626	467,456
Transfers				
Transfer from Stage 1 to Stage 2	(491)	491	-	-
Transfer from Stage 1 to Stage 3	(368)	-	368	-
Transfer from Stage 2 to Stage 1	1,046	(1,046)	-	-
Transfer from Stage 2 to Stage 3		(1,100)	1,100	-
Transfer from Stage 3 to Stage 1	1	-	(1)	-
Transfer from Stage 3 to Stage 2	-	25	(25)	-
New financial assets originated	13,899	15,350	19,468	48,717
Net remeasurement of loss allowance	-	-	-	-
Reversal of no longer required impairment charges	(2,899)	(5,933)	(7,296)	(16,128)
Changes in PDs/LGDs/EADs	-	-	-	-
Loss allowance as at 31 December 2024	35,046	71,759	393,240	500,045
Islamic financing and investing assets				
Loss allowance as at 1 January	162	1	59,017	59,180
Transfers				
Transfer from Stage 1 to Stage 2	(1)	-	1	-
Transfer from Stage 1 to Stage 3	(1)	-	1	-
Transfer from Stage 2 to Stage 1				
Transfer from Stage 2 to Stage 3	-	-	-	-
Transfer from Stage 3 to Stage 1	-	-	-	-
Transfer from Stage 3 to Stage 2	-	-	-	-
New financial assets originated	-	-	-	-
Net remeasurement of loss allowance	-	-	1,260	1,260
Reversal of no longer required impairment charges	(22)	(1)	(482)	(505)
Loss allowance as at 31 December 2024	138	-	59,797	59,935

Notes to the consolidated financial statements (continued)
For the year ended 31 December 2025

5 Financial risk management (continued)

(b) Credit risk (continued)

xi. Gross carrying amount

The following table further explains the changes in the gross carrying amount from 1 January to 31 December 2025:

	2025			
	Stage 1 12-month ECL AED'000	Stage 2 Lifetime ECL AED'000	Stage 3 Lifetime ECL AED'000	Total AED'000
Loans and advances				
Gross carrying amount as at 1 January 2025	**1,752,466**	**316,416**	**495,590**	**2,564,472**
Transfers	-	-	-	-
Transfer from Stage 1 to Stage 2	(46,192)	46,192	-	-
Transfer from Stage 1 to Stage 3	(28,595)	-	28,595	-
Transfer from Stage 2 to Stage 1	15,632	(15,632)	-	-
Transfer from Stage 2 to Stage 3	-	(3,940)	3,940	-
Transfer from Stage 3 to Stage 1	287	-	(287)	-
Transfer from Stage 3 to Stage 2	-	176	(176)	-
New financial assets originated	667,421	8,786	3,746	679,953
Repayments during the year	(460,663)	(49,978)	(47,638)	(558,279)
Reversal of no longer required impairment charges	-	-	-	-
Gross carrying amount as at 31 December 2025	**1,900,356**	**302,020**	**483,770**	**2,686,146**
Islamic financing and investing activities				
Gross carrying amount as at 1 January 2025	**2,719**	**1**	**68,540**	**71,260**
Transfers				
Transfer from Stage 1 to Stage 2	-	-	-	-
Transfer from Stage 1 to Stage 3	-	-	-	-
Transfer from Stage 2 to Stage 1	-	-	-	-
Transfer from Stage 2 to Stage 3	-	1	(1)	-
Transfer from Stage 3 to Stage 1	-	-	-	-
Transfer from Stage 3 to Stage 2	-	-	-	-
New financial assets originated	-	-	-	-
Repayments during the year	228	3	(2,886)	(2,655)
Gross carrying amount as at 31 December 2025	**2,947**	**5**	**65,653**	**68,605**

Notes to the consolidated financial statements (continued)
For the year ended 31 December 2025

5 Financial risk management (continued)

(b) Credit risk (continued)

xi. Gross carrying amount (continued)

The following table further explains the changes in the gross carrying amount from 1 January to 31 December 2024:

	2024			
	Stage 1 12-month ECL AED'000	Stage 2 Lifetime ECL AED'000	Stage 3 Lifetime ECL AED'000	Total AED'000
Loans and advances				
Gross carrying amount as at 1 January 2024	1,442,021	390,479	510,625	2,343,125
Transfers				
Transfer from Stage 1 to Stage 2	(8,989)	8,989	-	-
Transfer from Stage 1 to Stage 3	(5,811)		5,811	-
Transfer from Stage 2 to Stage 1	4,499	(4,499)	-	-
Transfer from Stage 2 to Stage 3	-	(4,330)	4,330	-
Transfer from Stage 3 to Stage 1	1	-	(1)	-
Transfer from Stage 3 to Stage 2	-	33	(33)	-
New financial assets originated	414,411	19,025	1,959	435,395
Repayments during the year	(93,664)	(93,281)	(27,101)	(214,048)
Reversal of no longer required impairment charges	-	-	-	-
Gross carrying amount as at 31 December 2024	1,752,466	316,416	495,590	2,564,472
Islamic financing and investing activities				
Gross carrying amount as at 1 January 2024	3,754	4	69,562	73,320
Transfers				
Transfer from Stage 1 to Stage 2	-	-	-	-
Transfer from Stage 1 to Stage 3	(2)	-	2	-
Transfer from Stage 2 to Stage 1	-	-	-	-
Transfer from Stage 2 to Stage 3	-	(1)	1	-
Transfer from Stage 3 to Stage 1	-	-	-	-
Transfer from Stage 3 to Stage 2	-	-	-	-
New financial assets originated	-	-	-	-
Repayments during the year	(1,033)	(2)	(1,025)	(2,060)
Gross carrying amount as at 31 December 2024	2,719	1	68,540	71,260

5 Financial risk management (continued)

(b) Credit risk (continued)

xi. Gross carrying amount (continued)

	2025			
	Stage 1 12-month ECL AED'000	Stage 2 Lifetime ECL AED'000	Stage 3 Lifetime ECL AED'000	Total AED'000
Cash and balances with the UAE Central Bank	**911,696**	**-**	**-**	**911,696**
Due from banks at investment grade	**271,240**	**-**	**-**	**271,240**
Financial assets measured at amortised cost at investment grade	**44,916**	**-**	**-**	**44,916**
	1,227,852	**-**	**-**	**1,227,852**

There were no transfers between the stages during the year ended 31 December 2025.

	2025			
	Stage 1 12-month ECL AED'000	Stage 2 Lifetime ECL AED'000	Stage 3 Lifetime ECL AED'000	Total AED'000
Off-balance sheet items				
Gross carrying amount as at 1 January 2025	**410,334**	**9,453**	**936**	**420,723**
Transfers				
Transfer from Stage 1 to Stage 2	**-**	**-**	**-**	**-**
Transfer from Stage 1 to Stage 3	**(59)**	**-**	**59**	**-**
New financial assets originated	**26,469**	**-**	**-**	**26,469**
Repayments during the year	**(39,543)**	**-**	**-**	**(39,543)**
Other Movement	**-**	**-**	**-**	**-**
Gross carrying amount as at 31 December 2025	**392,140**	**9,453**	**995**	**407,649**

5 Financial risk management (continued)

(b) Credit risk (continued)

xi. Gross carrying amount (continued)

	2024			
	Stage 1 12-month ECL AED'000	Stage 2 Lifetime ECL AED'000	Stage 3 Lifetime ECL AED'000	Total AED'000
Cash and balances with the UAE Central Bank	229,312	-	-	229,312
Due from banks at investment grade	167,792	-	-	167,792
Financial assets measured at amortised cost at investment grade	64,917	-	-	64,917
	462,021	-	-	462,021

There were no transfers between the stages during the year ended 31 December 2024.

	2024			
	Stage 1 12-month ECL AED'000	Stage 2 Lifetime ECL AED'000	Stage 3 Lifetime ECL AED'000	Total AED'000
Off-balance sheet items				
Gross carrying amount as at 1 January 2024	395,148	8,842	945	404,935
Transfers				
Transfer from Stage 1 to Stage 2	-	-	-	-
Transfer from Stage 2 to Stage 3	-	-	-	-
New financial assets originated	47,145	611	-	47,756
Repayments during the year	(31,959)	-	(9)	(31,968)
Other Movement	-	-	-	-
Gross carrying amount as at 31 December 2024	410,334	9,453	936	420,723

5 Financial risk management (continued)

(b) Credit risk (continued)

xi. Concentration of credit risk

The Group monitors concentrations of credit risk by sector and by geographic location. An analysis of concentrations of credit risk from loans and advances, loan commitments, financial guarantees and investment securities is shown below

	Loans and advances		Islamic financing and investing activities	
	2025	2024	**2025**	2024
Sector	**AED'000**	AED'000	**AED'000**	AED'000
Construction	**80,432**	114,174	**6,780**	6,782
Services	**544,369**	311,789	**10,246**	7,733
Trade	**167,938**	220,786	**1,723**	1,698
Real Estate	**80,335**	291,405	**-**	-
Manufacturing	**80,969**	121,055	**-**	-
Transport & Storage	**-**	43,068	**-**	-
Others	**1,732,103**	1,505,263	**49,856**	55,047
	2,686,146	2,564,472	**68,605**	71,260

(c) Liquidity risk

Liquidity risk is the risk that the Group will encounter difficulty in meeting its obligations from financial liabilities. The Group's approach to managing liquidity is to ensure, as far as possible, that it will always have sufficient liquidity to meet its liabilities when due, under both normal and stressed conditions, without incurring unacceptable losses or risking damage to the Group's reputation. Typically, the Group ensures that it has sufficient cash on demand to meet expected operational expenses, including the servicing of financial obligations; this excludes the potential impact of extreme circumstances that cannot reasonably be predicted, such as natural disasters.

Notes to the consolidated financial statements (continued)
For the year ended 31 December 2025

5 Financial risk management (continued)

(c) Liquidity risk (continued)

i. Analysis of financial assets and financial liabilities by remaining contractual maturities

The table below summarizes the maturity profile of the Group's assets and liabilities at **31 December 2025** based on contractual maturities.

	Less than 3 months AED'000	3 months to less than 1 year AED'000	1 year to 5 years AED'000	Over 5 years AED'000	Total AED'000
ASSETS					
Cash and balances with UAE Central Bank	**911,696**	**-**	**-**	**-**	**911,696**
Due from banks and financial institutions	**265,240**	**-**	**6,000**	**-**	**271,240**
Loans and advances	**1,104,992**	**107,467**	**708,557**	**265,205**	**2,186,221**
Islamic financing and investing assets	**7,718**	**526**	**-**	**-**	**8,244**
Investments, including associate	**118,307**	**56,847**	**101,142**	**44,916**	**321,212**
Insurance receivables and contract assets	**163,551**	**-**	**-**	**-**	**163,551**
Other assets	**22,517**	**-**	**-**	**30,942**	**53,459**
Financial assets	**2,594,021**	**164,840**	**815,699**	**341,063**	**4,099,894**
Non-financial assets	**-**	**69,064**	**-**	**115,207**	**184,271**
Total assets	**2,594,021**	**233,904**	**815,699**	**456,270**	**4,099,894**
LIABILITIES					
Due to banks	**58,969**	**-**	**-**	**-**	**58,969**
Customers' deposits and margin accounts	**2,286,209**	**418,108**	**50,465**	**-**	**2,754,782**
Short term borrowings and medium-term loans	**50,000**	**230,000**	**-**	**-**	**280,000**
Insurance and Reinsurance Contract Liabilities	**294,463**	**-**	**-**	**-**	**294,463**
Other liabilities	**21,911**	**19,405**	**14,216**	**-**	**55,532**
Financial liabilities	**2,711,552**	**667,513**	**64,681**	**-**	**3,443,746**
Non-financial liabilities	**20,060**	**-**	**-**	**-**	**20,060**
Total liabilities	**2,731,612**	**667,513**	**64,681**	**-**	**3,463,806**
Off balance sheet					
Contingent liabilities	**-**	**-**	**-**	**-**	**-**
Commitments	**366,981**	**32,125**	**8,543**	**-**	**407,649**
Total	**366,981**	**32,125**	**8,543**	**-**	**407,649**

Notes to the consolidated financial statements (continued)
For the year ended 31 December 2025

5 Financial risk management (continued)

(c) Liquidity risk (continued)

i. Analysis of financial assets and financial liabilities by remaining contractual maturities (continued)

The maturity profile of the Group's assets and liabilities at 31 December 2024 was as follows:

	Less than 3 months AED'000	3 months to less than 1 year AED'000	1 year to 5 years AED'000	Over 5 years AED'000	Total AED'000
ASSETS					
Cash and balances with UAE Central Bank	229,312	-	-	-	229,312
Due from banks and financial institutions	161,792	-	6,000	-	167,792
Loans and advances	1,039,583	101,863	671,607	251,374	2,064,427
Islamic financing and investing assets	10,328	-	997	-	11,325
Investments, including associate	94,255	57,169	99,617	44,917	295,958
Insurance receivables and contract assets	127,878	-	-	-	127,878
Other assets	21,169	-	-	30,942	52,111
Financial assets	1,684,317	159,032	778,221	327,233	2,948,803
Non-financial assets	-	60,472	5,805	114,239	180,516
Total assets	1,684,317	219,504	784,026	441,472	3,129,319
LIABILITIES					
Due to banks	42,863	-	-	-	42,863
Customers' deposits and margin accounts	1,463,675	336,113	97,410	-	1,897,198
Short term borrowings and medium-term loans	80,000	150,000	65,000	-	295,000
Insurance and Reinsurance Contract Liabilities	188,997	-	-	-	188,997
Other liabilities	20,180	14,974	14,388	-	49,542
Financial liabilities	1,795,715	501,087	176,798	-	2,473,600
Non-financial liabilities	16,773	-	-	-	16,773
Total liabilities	1,812,488	501,087	176,798	-	2,490,373
Off balance sheet					
Contingent liabilities	355,130	53,824	7,520	-	416,474
Commitments	4,249	-	-		4,249
Total	359,379	53,824	7,520	-	420,723

5 Financial risk management (continued)

(c) Liquidity risk (continued)

i. Analysis of financial assets and financial liabilities by remaining contractual maturities (continued)

The amounts in the table above have been compiled as follows:

Type of financial instrument	Basis on which amounts are compiled
Non-derivative financial liabilities and financial assets	Undiscounted cash flows, which include estimated interest payments
Issued financial guarantee contracts and contingent liabilities and commitments.	Earliest possible contractual maturity. For issued financial guarantee contracts, the maximum amount of the guarantee is allocated to the earliest period in which the guarantee could be called.

(d) Market risk

Market risk is the risk that the fair value and future cash flows of financial instruments will fluctuate due to changes in market variables such as interest rates, foreign exchange rates, price of equity and fixed income securities.

The objective of market risk management is to manage and control market risk exposures within acceptable parameters, while optimising the return on risk. The Group separates its exposure to market risk between trading and banking book as defined below:

Market risk arising from trading book

Trading positions are held by the Treasury division, and include positions arising from market making and proprietary position taking, together with financial assets and liabilities that are managed on a fair value basis. Realised and unrealised gains and losses on these positions are reported in consolidated statement of profit or loss.

Market risk arising from banking book

Market risk from banking book arises from execution of the Group core business strategies, products and services to its customers, that invariably create interest rate risk to the Group endeavors to manage through strategic positions to mitigate the inherent risk caused by these positions.

Banking book includes all positions that are not held for trading such as but not limited to the Group's investments in instruments designated at FVTOCI, loans and advances, Islamic financing and investing assets carried at amortised cost and other financial assets held for long term.

These exposures can result from a variety of factors including but not limited to re-pricing of gaps in assets, liabilities and off-balance sheet instruments and changes in the level and shape of market interest rate curves.

5 Financial risk management (continued)

(d) Market risk (continued)

Risk identification and classification

The Board Risk Management Committee (BRMC) approves market risk policies for the Group. All business segments are responsible for comprehensive identification and verification of market risks within their business units. Regular meetings are held between market risk management and the heads of risk taking businesses to discuss and decide on risk exposures in the context of the market environment.

Management of market risk

The Board of Directors have set risk limits based on the Value-at Risk (VaR), which are closely monitored by the risk management division and reported regularly to the BRMC and discussed by ALCO.

Market risk is identified, measured, managed and controlled by an independent risk control function. Market risk management aims to reduce volatility in operating performance and make the Group's market risk profile transparent to senior management, the Board of Directors and Regulators.

Risk measurement

The following are the tools used to measure the market risk, because no single measure can reflect all aspects of market risk. The Group uses various matrices, both statistical and non-statistical, including sensitivity analysis.

Statistical risk measures

The Group measures the risk of loss arising from future potential adverse movements in market rates, prices and volatilities using VaR methodology. The VaR that the Group measures is an estimate, using a confidence level of 99% of the potential loss that is not expected to be exceeded if the current market positions were to be held unchanged for one day. This confidence level suggests that potential daily losses in excess of the VaR measure are likely to be experienced, once every hundred days. The Board has set limits for the acceptable level of risks in managing the trading book.

The Group uses simulation models to assess the possible changes in the market value of the trading book based on historical data. VaR models are usually designed to measure the market risk in a normal market environment and therefore the use of VaR has limitations because it is based on historical correlations and volatilities in market prices and assumes that the future movements will follow a statistical distribution.

The VaR represents the risk of portfolios at the close of a business day and intra-day risk levels may vary from those reported at the end of the day. The actual trading results, however, may differ from the VaR calculations and, in particular, the calculation does not provide a meaningful indication of profits and losses in stressed market conditions.

The Group uses three major methods for calculation of VaR. They are (1) Historical Simulation Method, (2) Parametric Approach and (3) Monte Carlo Simulation.

Notes to the consolidated financial statements (continued)
For the year ended 31 December 2025

5 Financial risk management (continued)

(d) Market risk (continued)

Allocation of assets and liabilities

The following table sets out the allocation of assets and liabilities subject to market risk between trading and non-trading portfolios

31 December 2025		**Market risk measure**	
	Carrying amount AED'000	**Trading portfolio AED'000**	**Non-trading portfolio AED'000**
Assets subject to market risk			
Cash and balances with the Central Bank of the UAE	**911,696**	**-**	**911,696**
Due from banks and financial institutions	**271,240**	**-**	**271,240**
Loans and advances	**2,186,221**	**-**	**2,186,221**
Islamic financing and investing assets	**8,244**	**-**	**8,244**
Investments, including associate	**321,212**	**104,211**	**217,001**
Insurance receivables and contract assets	**163,551**	**-**	**163,551**
Interest receivable and other assets	**91,581**	**-**	**91,581**
Liabilities subject to market risk			
Due to banks	**58,969**	**-**	**58,969**
Customers' deposits and margin accounts	**2,754,782**	**-**	**2,754,782**
Short term borrowings and medium-term loans	**280,000**	**-**	**280,000**
Insurance and Reinsurance Contract Liabilities	**295,182**	**-**	**295,182**
Interest payable and other liabilities	**61,114**	**-**	**61,114**

31 December 2024		Market risk measure	
	Carrying amount AED'000	Trading portfolio AED'000	Non-trading portfolio AED'000
Assets subject to market risk			
Cash and balances with U.A.E. Central Bank	229,312	-	229,312
Due from banks and financial institutions	167,792	-	167,792
Loans and advances	2,064,427	-	2,064,427
Islamic financing and investing assets	11,325	-	11,325
Investments, including associate	295,958	90,556	205,402
Insurance receivables and contract assets	127,878	-	127,878
Interest receivable and other assets	81,641	-	81,641
Liabilities subject to market risk			
Due to banks	42,863	-	42,863
Customers' deposits and margin accounts	1,897,198	-	1,897,198
Short term borrowings and medium-term loans	295,000	-	295,000
Insurance and Reinsurance Contract Liabilities	188,997	-	188,997
Interest payable and other liabilities	51,927	-	51,927

Notes to the consolidated financial statements (continued)
For the year ended 31 December 2025

5 Financial risk management (continued)

(d) Market risk (continued)

i. Interest rate risk

Interest rate risk arises from the possibility that changes in interest rates will affect future cash flows or the fair values of financial instruments. The Group is exposed to interest rate risk on its interest-bearing assets and liabilities.

The following table demonstrates the sensitivity of the income statement to reasonably possible changes in the interest rates, with all other variables held constant, of the Group's result for the year.

The sensitivity of the income statement is the effect of the assumed changes in interest rates on the Group's profit for the year, based on the floating rate financial assets and liabilities held at 31 December 2025.

	Equity	
	+1% Increase AED'000	**+1% Decrease AED'000**
31 December 2025		
Change of 1%	**8,766**	**(12,653)**
Cash flow sensitivity		
31 December 2024		
Change of 1%		
Cash flow sensitivity	**5,385**	**(9,057)**

ii. Currency risk

Currency risk is the risk that the value of a financial instrument will fluctuate due to changes in foreign exchange rates. The Board of Directors has set limits on positions by currency. Positions are monitored on a daily basis and it is ensured these are maintained within established limits.

Foreign currency risk is limited since a significant proportion of the Group's transactions, monetary assets and liabilities are denominated in UAE Dirham and U.S. Dollar. As the UAE Dirham is pegged to the U.S. Dollar, balances in U.S. Dollar are not considered to represent significant currency risk. Exposure to other currencies is insignificant to the overall Group.

Notes to the consolidated financial statements (continued)
For the year ended 31 December 2025

5 Financial risk management (continued)

(d) Market risk (continued)

iii. Price risk

Price risk is the risk that the fair values of equities and fixed income securities decrease as the result of changes in the levels of equity and fixed income indices and the value of individual instruments. The price risk exposure arises from the Group's investment portfolio.

The following table estimates the sensitivity to a possible change in equity and fixed income markets on the Group's consolidated statement of profit or loss. The sensitivity of the consolidated statement of profit or loss is the effect of the assumed changes in the reference equity and fixed income benchmarks on the fair value of investments carried at fair value through profit or loss.

	Equity	
	5% increase	**5% decrease**
	AED'000	**AED'000**
31 December 2025		
Investments carried at fair value through profit or loss		
Abu Dhabi Securities Market Index	**2,782**	**(2,782)**
Dubai Financial Market Index	**204**	**(204)**
Investments carried at fair value through other comprehensive income		
Abu Dhabi Securities Market Index	**3,021**	**(3,021)**
Dubai Financial Market Index		
Unquoted investments	**-**	**-**
	-	-
Cash flow sensitivity	**6,007**	**(6,007)**
31 December 2024		
Investments carried at fair value through profit or loss		
Abu Dhabi Securities Market Index	2,047	(2,047)
Dubai Financial Market Index	256	(256)
Investments carried at fair value through other comprehensive income		
Abu Dhabi Securities Market Index	2,471	(2,471)
Dubai Financial Market Index		
Unquoted investments		
Cash flow sensitivity	4,774	(4,774)

5 Financial risk management (continued)

(e) Operational risk

(i) Overview

Operational risk is the risk of loss resulting from inadequate or failed internal processes, people and systems or from external events. Operational risks can arise from all business processes and activities carried out by the Group and can expose the Group to potentially large losses, legal suits, regulatory criticism and reputational damage.

The Group has established an independent Operational Risk Management ('ORM') function that forms part of the Risk Management Department. ORM is responsible for overseeing the operational risk framework at the organizational level to ensure the development and consistent application of operational risk policies, tools and processes throughout the Group and quarterly report on ORM is being regularly submitted to the Board Risk Management Committee (BRMC).

The objective of the Group's operational risk management is to manage and control operational risk in a cost-effective manner within targeted levels of operational risk consistent with well-defined risk appetite.

The Group has implemented a detailed Operational Risk Management Framework ('ORMF') in accordance with Central Bank of the UAE guidelines and industry best practices. The ORMF articulates clearly defined roles and responsibilities of individuals / units and committees across the Group involved in the management of various operational risk elements. The ORMF ensures that operational risks within the Group are properly identified, monitored, reported and actively managed.

(ii) Three lines of defense

The Group follows "Three Lines of Defense Model" to provide a simple and effective way to enhance communication on ORM and control by clarifying essential roles and duties. The model provides a fresh look at operations, helping to assure the ongoing success of ORM initiatives

The three lines of defense are summarized below:

The first line of defense owns the risks and is responsible for identifying, recording, reporting and managing them, and ensuring that the right controls and assessments are in place to mitigate them.

The second line of defense sets the policy and guidelines for managing specific risk areas, provides advice and guidance in relation to the risk, and monitors the first line of defense on effective risk management.

The third line of defense is the Group's Internal Audit function, which provides independent and objective assurance of the adequacy of the design and operational effectiveness of the Group's risk management framework and control governance process.

(iii) Operational risk identification and management

Typically, Operational Risk events includes the following:

- Internal fraud: Risk of unauthorized activity and fraud perpetrated within the organization
- External fraud: Risk of fraud or breach of system security by an external party
- Employee practices and workplace safety: Risk of failures in employee relations, diversity and discrimination, and health and safety risks across the Group

5 Financial risk management (continued)

(e) Operational risk (continued)

(iii) Operational risk identification and management (continued)

- Damage to physical assets: Risk of impact to the Group due to natural disasters including epidemic
- Clients, Products and Business Practices: Risk of failing in assessing client suitability, fiduciary responsibilities, improper business practices, flawed products and advisory activities.
- Business Disruption and System failures: Risk of not planning and testing business continuity and disaster
- Execution delivery and process management: Risk of failed transaction execution, customer intake and documentation, vendor management and monitoring and reporting.

The BRMC is an independent sub-committee of the Board of Directors ('BOD') and has the responsibility to ensure the effectiveness of Group's ORMF. With context to Operational Risk Management, the BRMC assist the BOD in fulfilling its oversight responsibilities, set the "tone at the top" and empower Senior Management to contribute to the effectiveness of Operational Risk in the Group. In order to effectively discharge its duties, the BRMC gets update on the progress of Operational Risk activities on a quarterly basis.

(f) Insurance risk

The principal risk the Group faces under insurance contracts is that the actual claims and benefit payments or the timing thereof, differs from expectations. This is influenced by the frequency of claims, severity of claims, actual benefits paid and subsequent development of long-term claims. Therefore, the objective of the Group is to ensure that sufficient reserves are available to cover these liabilities.

The risk exposure is mitigated by diversification across a large portfolio of insurance contracts and geographical areas. The variability of risks is also improved by careful selection and implementation of underwriting strategy guidelines, as well as the use of reinsurance arrangements.

In common with other insurers, in order to minimize financial exposure arising from large insurance claims, the Group, in the normal course of business, enters into arrangements with other parties for reinsurance purposes. Such reinsurance arrangements provide for greater diversification of business, allow management to control exposure to potential losses arising from large risks, and provide additional capacity for growth. A significant portion of the reinsurance is affected under treaty, facultative and excess of loss reinsurance contracts.

To minimize its exposure to significant losses from reinsurer insolvencies, the Group evaluates the financial condition of its reinsurers and monitors concentrations of credit risk arising from similar geographic regions, activities or economic characteristics of the reinsurers.

Credit Risk related to insurance business

Credit risk refers to the risk that a counterparty will default on its contractual obligations resulting in financial loss to the Group.

5 Financial risk management (continued)

(f) Insurance risk

Credit Risk related to insurance business (continued)

Key areas where the Group is exposed to credit risk related to insurance business are:

- Re-insurers' share of insurance liabilities.
- Amounts due from reinsurers in respect of claims already paid.
- Amounts due from insurance contract holders.
- Amounts due from insurance intermediaries.
- Amounts due from banks for its balances and fixed deposits.

The Group has adopted a policy of only dealing with creditworthy counterparties as a means of mitigating the risk of financial loss from defaults. The Group's exposure and the credit ratings of its counterparties are continuously monitored, and the aggregate value of transactions concluded is spread amongst approved counterparties. Credit exposure is controlled by counter party limits that are reviewed and approved by the management annually.

Re-insurance is used to manage insurance risk. This does not, however, discharge the Group's liability as primary insurer. If a re-insurer fails to pay a claim for any reason, the Group remains liable for the payment to the policy holder. The creditworthiness of re-insurers is considered on an annual basis by reviewing their financial strength prior to finalization of any contract.

The Group maintains record of the payment history for significant contract holders with whom it conducts regular business. The exposure to individual counterparties is also managed by other mechanisms, such as the right of offset where counterparties are both debtors and creditors of the Group. Management information reported to the Group includes details of provisions for impairment on insurance receivables and subsequent write offs. Exposures to individual policy holders and groups of policy holders are collected within the ongoing monitoring of the controls. Where there exists significant exposure to individual policy holders, or homogenous groups of policy holders, a financial analysis equivalent to that conducted for re-insurers is carried out by the Group.

The carrying amount of financial assets recorded in the financial statements, which is net of expected credit loss, represents the Group's maximum exposure to credit risk for such receivables and liquid funds.

6 Fair value measurement

While the Group prepares its consolidated financial statements under the historical cost convention modified for measurement to fair value of investments carried at fair value and investment properties, in the opinion of management, the estimated carrying values and fair values of financial assets and liabilities, that are not carried at fair value in the consolidated financial statements are not materially different, since assets and liabilities are either short term in nature or in the case of deposits and performing loans and advances, frequently repriced. For impaired loans and advances, expected cash flows, including anticipated realization of collateral, were discounted using the original interest rates, considering the time of collection and a provision for the uncertainty of the cash flows.

6 Fair value measurement (continued)

Fair value hierarchy:

The Group measures fair values using the following fair value hierarchy that reflects the significance of the inputs used in making the measurements:

- **Level 1:** Quoted market price (unadjusted) in an active market for an identical instrument. Such instruments are valued by reference to unadjusted quoted prices for identical assets or liabilities in active markets where the quoted price is readily available, and the price represents actual and regularly occurring market transactions.
- **Level 2:** Valuation techniques based on observable inputs, either directly (i.e., as prices) or indirectly (i.e., derived from prices). This category includes instruments valued using quoted market prices in active markets for similar instruments; quoted prices for identical or similar instruments in markets that are considered less than active; or other valuation techniques where all significant inputs are directly or indirectly observable from market data.
- **Level 3:** Valuation techniques using significant unobservable inputs. This category includes all instruments where the valuation technique includes input not based on observable data and the unobservable input have a significant impact on the instrument's valuation. This category includes instruments that are valued based on quoted prices for similar instruments where significant unobservable adjustments or assumptions are required to reflect differences between the instruments.

Valuation techniques include net present value and discounted cash flow models. Assumptions and inputs used in valuation techniques include risk-free and benchmark interest rates, credit spreads and other inputs used in estimating discount rates.

The objective of valuation techniques is to arrive at a fair value measurement that reflects the price that would be received to sell the asset or paid to transfer the liability in an orderly transaction between market participants at the measurement date.

The Group uses widely recognized valuation models to determine the fair value of common and simple financial instruments and require little management judgement and estimation. Observable prices and model inputs are usually available in the market for listed equity securities. Availability of observable market prices and model inputs reduces the need for management judgement and estimation and also reduces the uncertainty associated with determination of fair values. Availability of observable market prices and inputs varies depending on the products and markets and is prone to changes based on specific events and general conditions in the financial markets.

If the inputs used to measure the fair value of an asset or a liability fall into different levels of the fair value hierarchy, then the fair value measurement is categorized in its entirety in the same level of the fair value hierarchy as the lowest level input that is significant to the entire measurement. The Group recognizes transfers between levels of the fair value hierarchy at the end of the reporting period during which the change has occurred.

Notes to the consolidated financial statements (continued)
For the year ended 31 December 2025

6 Fair value measurement (continued)

The following table shows the analysis of assets recorded at fair value by level of the fair value hierarchy as at **31 December 2025**:

	Level 1 AED'000	Level 2 AED'000	Level 3 AED'000	Total AED'000
Assets measured at fair value				
Investment properties	-	-	30,942	30,942
At fair value through profit or loss				
Quoted equities	59,715	-	-	59,715
Unquoted equities	-	-	44,496	44,496
	59,715	-	44,496	104,211
At fair value through other comprehensive income				
Quoted equities	72,530	-	-	72,530
Quoted debt instruments	5,628	-	-	5,628
Unquoted equities	-	-	7,675	7,675
Investment in managed funds	-	248	-	248
	78,158	248	7,675	86,081
Assets for which fair value is disclosed				
Investment carried at amortized cost	44,916	-	-	44,916

6 Fair value measurement (continued)

The following table shows the analysis of assets recorded at fair value by level of the fair value hierarchy as at 31 December 2024:

	Level 1 AED'000	Level 2 AED'000	Level 3 AED'000	Total AED'000
Assets measured at fair value				
Investment properties	-	-	30,942	30,942
	-	-	30,942	30,942
At fair value through profit or loss				
Quoted equities	46,060	-	-	46,060
Quoted debt instruments	-	-	44,496	44,496
	46,060	-	44,496	90,556
At fair value through other comprehensive income				
Quoted equities	62,941	-	-	62,941
Quoted debt instruments	5,784	-	-	5,784
Unquoted equities	-	-	7,675	7,675
Investment in managed funds	-	570	-	570
	68,725	570	7,675	76,970
Assets for which fair value is disclosed				
Investment carried at amortized cost	44,917	-	-	44,917

The fair value of investment carried at amortised cost as at 31 December 2025 is AED 32,665 thousand. For the long-term financial assets and liabilities, management does not expect to have a material difference between the carrying amount and the fair value.

Investments carried at fair value through profit or loss

Investments carried at fair value through profit and loss are listed equities and debt instruments in local as well as international exchanges. Valuations are based on market prices as quoted in the exchange.

6 Fair value measurement (continued)

Investments carried at fair value through other comprehensive income

Investments carried at fair value through other comprehensive income, the revaluation gains/losses of which are recognized through equity, comprise long-term strategic investments in listed and unlisted equities, Tier 1 Capital instruments and private equity funds. Listed equity and Tier 1 Capital instruments valuations are based on market prices as quoted in the exchange while funds are valued on the basis of net asset value statements received from fund managers. For unquoted equities, the financial statements provide the valuations of these investments, which are arrived at primarily by using Price Earning Multiple basis valuation. The valuation requires management to make certain assumptions about the model inputs, including forecast cash flows, the discount rate, credit risk and volatility and price earnings multiples. The probabilities of the various estimates within the range can be reasonably assessed and are used in management's estimate of fair value for these unquoted equity investments.

Following is the description of the significant unobservable inputs used in the valuation of unquoted equities categorized under level 3 fair value measurement.

Type	Valuation technique	Significant unobservable inputs to valuation	Sensitivity of the input to fair value
Unquoted equities	EV/EBITDA, EV/Revenue, PE and P/B	Average of all four techniques	Increase / (decrease) in all four Multiples by 1 would result in increase / (decrease) in fair value by AED 338 thousand on average

PE Multiple is derived from comparable companies.

The effect of unobservable inputs on fair value measurement

Although the Group believes that its estimates of fair value are appropriate, the use of different methodologies or assumption could lead to different measurements of fair value. For fair value measurements in Level 2 & 3, changing one or more of the assumptions used to reasonably possible alternative assumptions would have the following effects.

	Effect on OCI	
Cash flow sensitivity	**+1% Favourable AED'000**	**-1% (Unfavourable) AED'000**
31 December 2025		
Unquoted equities at fair value through OCI	**79**	**(79)**
31 December 2024		
Unquoted equities at fair value through OCI	204	(204)

6 Fair value measurement (continued)

Transfers between categories

During the year, there were no transfers between Level 1 and Level 2 fair value measurements. The following table shows a reconciliation from the beginning balances to the ending balances for fair value measurement in Level 3 of the fair value hierarchy:

	Unquoted investments at fair value	
	2025	2024
	AED'000	AED'000
Balance at 1 January	**52,171**	32,844
Gain/(loss) for the year	**-**	44,478
Purchase, net	**-**	5,018
Disposal	**-**	(30,169)
Balance at 31 December	**52,171**	52,171

6 Fair value measurement (continued)

The table below sets out the Group's classification of each class of financial assets and liabilities and their carrying amounts as at **31 December 2025**.

	Fair value through profit or loss AED'000	Fair value through other comprehensive income AED'000	Not measured at fair value AED'000
Assets			
Cash balances	**-**	**-**	**8,137**
Due from banks	**-**	**-**	**1,174,799**
Investment securities	**104,211**	**86,081**	**44,916**
Loans and advances	**-**	**-**	**2,186,221**
Islamic financing and investing assets	**-**	**-**	**8,244**
Investment in associates	**-**	**-**	**86,004**
Interest receivable and other assets	**-**	**-**	**91,581**
Insurance receivables and contract assets	**-**	**-**	**163,551**
	104,211	**86,081**	**3,763,453**
Liabilities			
Customers' deposits and margin accounts	**-**	**-**	**2,754,782**
Due to banks and other financial institutions	**-**	**-**	**58,969**
Short term borrowings	**-**	**-**	**280,000**
Medium term loan	**-**	**-**	**-**
Insurance and Reinsurance Contract Liabilities	**-**	**-**	**294,463**
Interest payable and other liabilities	**-**	**-**	**61,376**
Provision for employees' end of service benefits	**-**	**-**	**14,216**
	-	**-**	**3,463,806**

6 Fair value measurement (continued)

The table below sets out the Group's classification of each class of financial assets and liabilities and their carrying amounts as at 31 December 2024.

	Fair value through profit or loss AED'000	Fair value through other comprehensive income AED'000	Not measured at fair value AED'000
Assets			
Cash balances	-		8,521
Due from banks	-		388,583
Investment securities	90,556	76,970	44,917
Loans and advances	-		2,064,427
Islamic financing and investing assets	-		11,325
Investment in associates	-		83,515
Insurance receivables and contract assets	-		81,641
Interest receivable and other assets	-		127,878
	-	-	-
	90,556	76,970	2,810,807
Liabilities			
Customers' deposits and margin accounts	-	-	1,897,198
Due to banks and other financial institutions	-	-	42,863
Short term borrowings	-	-	295,000
Medium term loan	-	-	-
Insurance and Reinsurance Contract Liabilities	-	-	188,997
Interest payable and other liabilities	-	-	51,927
Provision for employees' end of service benefits			14,388
	-	-	
	-	-	2,490,373

7 Capital adequacy

Capital management

The primary objective of the Group's capital management is to ensure that the Group maintains healthy capital ratios in order to support its business, to maximize shareholders' value and to ensure that the Group complies with externally imposed capital requirements.

The Group manages its capital structure and makes adjustments to it in the light of changes in economic conditions and the risk characteristics of its activities. In order to maintain or adjust the capital structure, the Group may adjust the amount of dividend payment to shareholders or issue capital securities. No changes were made in the objectives, policies and processes from the previous years.

	2025	2024
	AED'000	AED'000
Total capital base	**639,153**	739,185
Risk weighted assets:		
Statement of financial position items	**3,131,254**	2,831,031
Off statement financial position exposures	**86,307**	81,224
Total risk weighted assets	**3,217,560**	2,912,255
Capital adequacy ratio (%)	**19.86%**	25.38%

8 Subsidiaries

The consolidated financial statements comprise the financial statements of the Company and the following subsidiaries:

Name of subsidiary	**Country of incorporation**	**Ownership interest %**		**Principal activity**
		2025	2024	
Finance House L.L.C.	U.A.E.	**100**	100	Financing services
Insurance House P.J.S.C.	U.A.E.	**45.61**	45.61	Insurance
Finance House Securities Co L.L.C.	U.A.E.	**70**	70	Brokerage
F H Capital P.J.S.	U.A.E.	**100**	100	Investment and asset Management
Dhabi Ltd.	U.A.E.	**100**	100	Financial Services
FH Holding L.L.C	U.A.E.	**100**	100	Holding company

9 Segment information

For management purposes, the Group is organized into three major business segments:

(i) Commercial and retail financing, which principally provides loans and other credit facilities for institutional and individual customers.
(ii) Investment, which involves the management of the Group's investment portfolio and its treasury activities.
(iii) Insurance, which involves one of the Group's subsidiaries providing non-life insurance services.

These segments are the basis on which the Group reports its primary segment information. Transactions between segments are conducted at rates determined by management taking into consideration the cost of funds.

9 Segment information (continued)

Information regarding the Group's reportable segments is presented below:

31 December 2025	Commercial and retail financing AED'000	Investment AED'000	Insurance AED'000	Others AED'000	Unallocated AED'000	Total AED'000
Interest income and income from Islamic financing and investing assets	189,127	2,398	1,480	31,274	-	224,279
Interest expense and profit distributable to depositors	(41,880)	(36,737)	-	(16,083)	-	(94,700)
Net fee and commission income	14,874	-	-	5,906	-	20,780
Net income from investment	-	11,598	-	-	-	11,598
Insurance service result before reinsurance contracts issued	-	-	(19,261)	-	-	(19,261)
Net(expenses)/income from reinsurance contracts held	-	-	17,694	-	-	17,694
Insurance finance expense for insurance contracts issued	-	-	(6,155)	-	-	(6,155)
Reinsurance finance income for reinsurance contracts held			15,995	-	-	15,995
Net insurance income	-	-	8,273	-	-	8,273
Share of results of an associate	-	2,489	-	-	-	2,489
Other operating income, net	16,094	1,534	1,250	1,470	-	20,348
Total segment revenue	178,215	(18,718)	11,003	22,567	-	193,067
Depreciation of property, fixtures and equipment	(11,420)	(1,227)	-	(174)	-	(12,821)
Other expenses and charges	(53,124)	(6,709)	-	(10,848)	(55,953)	(126,634)
Total expenses and other charges	(64,544)	(7,936)	-	(11,022)	(55,953)	(139,455)
Profit/(loss) for the year before impairment	113,671	(26,654)	11,003	11,545	(55,953)	53,612
Net impairment charges on loans and advances	(32,888)	- -	-	-	-	(32,888)
Net impairment reversal on Islamic financing and investing assets	-	-	-	(494)	-	(494)
Net profit/(loss) for the year before tax	80,783	(26,654)	11,003	11,051	(55,953)	20,230
Segmental assets	1,924,814	1,469,428	315,071	390,588	-	4,099,901
Segmental liabilities	1,902,632	1,115,687	307,752	138,192	-	3,464,263
Additions to non-current assets during the year	-	90	141	148	10,199	10,578

9 Segment information (continued)

Information regarding the Group's reportable segments is presented below:

31 December 2024	Commercial and retail financing AED'000	Investment AED'000	Insurance AED'000	Others AED'000	Unallocated AED'000	Total AED'000
Interest income and income from Islamic financing and investing assets	187,884	2,382	1,697	30,408	-	222,371
Interest expense and profit distributable to depositors	(44,785)	(37,624)	-	(16,151)	-	(98,560)
Net fee and commission income	12,067	-	-	4,340	-	16,407
Net income from investment	-	44,914	-	-	-	44,914
Insurance service result before reinsurance contracts issued	-	-	(59,962)	-	-	(59,962)
Net(expenses)/income from reinsurance contracts held	-	-	36,547	-	-	36,547
Insurance finance expense for insurance contracts issued	-	-	(5,430)	-	-	(5,430)
Reinsurance finance income for reinsurance contracts held	-	-	14,098	-	-	14,098
Net insurance income			(14,747)			(14,747)
Share of results of an associate	-	1,301	-	-	-	1,301
Other operating income	20,390	6	(533)	2,015	-	21,878
Total segment revenue	175,556	10,979	(13,583)	20,612	-	193,564
Depreciation of property, fixtures and equipment	(10,074)	(159)	-	(184)	-	(10,417)
Other expenses and charges	(49,612)	(3,881)	-	(10,687)	(63,355)	(127,535)
Total expenses and other charges	(59,686)	(4,040)	-	(10,871)	(63,355)	(137,952)
Profit / (loss) for the year before impairment	115,870	6,939	(13,583)	9,741	(63,355)	55,612
Net impairment charges on loans and advances	(46,600)	-	-	-	-	(46,600)
Net impairment reversal on Islamic financing and investing assets	-	-	-	(755)	-	(755)
Net profit/(loss) for the year	69,270	6,939	(13,583)	8,986	(63,355)	8,257
Segmental assets	1,776,527	762,542	205,666	384,584	-	3,129,319
Segmental liabilities	1,754,755	390,765	202,510	142,343	-	2,490,373
Additions to non-current assets during the year	-	1,644	427	84	4,137	6,292

9 Segment information (continued)

(a) Products and services from which reportable segments derive their revenues

Revenue reported above represents revenue generated from external customers. The inter-segment revenues and expenses have been eliminated in full.

For the purposes of monitoring segment performance and allocating resources between segments:

- all assets are allocated to reportable segments. Assets used jointly by reportable segments are allocated on the basis of the revenues earned by individual reportable segments; and
- all liabilities are allocated to reportable segments. Liabilities for which reportable segments are jointly liable are allocated in proportion to segment assets.

(b) Geographical information

The Group primarily operates in the UAE (country of domicile).

(c) Information about major customers

There is no single customer accounting for more than 10% of the Group's revenues from external customers.

10 Net interest income and income from Islamic financing and investing assets

	2025	2024
	AED'000	AED'000
Loans and advances	**194,193**	195,481
Income from Islamic financing and investing assets	**581**	370
Due from banks	**27,392**	24,069
Income from perpetual investments	**578**	1,097
Other	**1,535**	1,354
Interest income and income from Islamic financing and investing assets	**224,279**	222,371
Customers' deposits and margin accounts	**(68,028)**	(63,946)
Due to banks and other financial institutions	**(26,672)**	(34,614)
Interest expense and profit distributable to depositors	**(94,700)**	(98,560)
Net interest income and income from Islamic financing and investing assets	**129,579**	123,811

No interest or profit income is recognized on impaired loans and advances or on impaired Islamic financing and investing assets.

11 Net fee and commission income

	2025 **AED'000**	2024 AED'000
Fee and commission income from		
Credit cards related fees	**20,242**	13,515
Corporate finance fees	**13,442**	14,364
Letters of credit and letters of guarantees	**2,120**	2,588
Other commission income	**208**	190
	36,012	30,657
Fee and commission expense on		
Credit cards and others	**(14,692)**	(13,539)
Other fee expense	**(540)**	(711)
	(15,232)	(14,250)
Net fee and commission income	**20,780**	16,407

12 Net investment income

	2025 **AED'000**	2024 AED'000
Investments carried at fair value through profit or loss		
(Loss)/gain on disposal	**4,684**	1,376
Changes in fair value	**787**	39,244
Dividends	**2,506**	2,042
Net gain from investments carried at fair value through profit or loss	**7,977**	42,662
Income from investments carried at fair value through other comprehensive income		
Dividends	**3,621**	2,252
Net income from investments	**11,598**	44,914

13 Other operating income, net

	2025 **AED'000**	2024 AED'000
Rental income from investment property	**2,342**	2,573
Others*	**18,006**	19,305
	20,348	21,878

*Others mainly include income from recoveries of previously suspended interest.

Notes to the consolidated financial statements (continued)
For the year ended 31 December 2025

14 Salaries and employees related expenses

	2025	2024
	AED'000	AED'000
Basic salaries	**19,248**	23,333
Cost of living allowance	**16,615**	20,071
Employees outsourced	**16,448**	14,111
Housing allowance	**7,305**	8,627
Gratuity	**1,519**	1,624
Others	**25,799**	23,900
	86,934	91,666

15 General and administrative expenses

	2025	2024
	AED'000	AED'000
Lease expense	**2,569**	2,700
Communication expenses	**4,838**	3,441
Professional fees	**2,886**	2,446
Repair and maintenance	**12,224**	9,568
Advertising, maintenance and other expenses	**17,183**	17,714
	39,700	35,869

There were no social contributions made during the year (2024: Nil).

16 Basic and diluted earnings/loss) per share

Earnings/(loss) per share is calculated by dividing the net profit/(loss) for the year by the weighted average number of shares outstanding during the year. Diluted earnings/(loss) per share is determined by adjusting the net profit/(loss) and the weighted average number of shares outstanding, for the effects of all dilutive potential ordinary shares. As at 31 December 2025, the Group has not issued any instruments which dilutive impact on earnings/(loss) per share would have when converted or exercised.

16 Basic and diluted earnings/(loss) per share (continued)

The calculation of the basic and diluted earnings per share is based on the following data:

	2025	2024
	AED'000	AED'000
Profit for the year attributable to equity holders of the parent	**12,199**	15,684
Less: Tier 1 Sukuk coupon paid	**(18,646)**	(17,020)
Less: Bond coupon paid	**(1,238)**	(1,239)
Less: Proposed directors' remuneration	**(1,098)**	(1,081)
	(8,783)	(3,656)
Number of ordinary shares in issue (thousands)	**302,838**	302,838
Less: Treasury shares (thousands)	**(30,284)**	(30,284)
Less: Employees' share-based payment scheme (thousands)	**(1,750)**	(1,750)
Weighted average number of shares (thousands)	**270,804**	270,804
Earnings per share (AED)	**(AED 0.03)**	(AED 0.01)

17 Cash and cash equivalents

	2025	2024
	AED'000	AED'000
Cash balances		
Cash on hand	**8,137**	8,521
Due from banks with original maturities of less than three months		
Placements with banks	**50,000**	4,637
Call accounts	**123,946**	90,244
Current and demand accounts	**91,294**	66,911
Balance with the Central Bank of the UAE	**903,559**	220,791
Restricted cash balances*	**6,000**	6,000
	1,174,799	388,583
Due to banks and other financial institutions with original maturity of less than three months	**(58,969)**	(42,863)
Other restricted cash balances*	**(6,000)**	(6,000)
Net cash and cash equivalents	**1,117,967**	348,241

*Restricted cash represents deposits with CBUAE amounting to AED 6,000 thousand (2024: AED 6,000 thousand).

18 Investments

	At fair value through other comprehensive income AED'000	At fair value through profit or loss AED'000	At amortized cost AED'000	Total AED'000
2025				
Equity instruments:				
- Quoted *	**72,530**	**59,715**	**-**	**132,245**
- Unquoted	**7,675**	**44,496**	**-**	**52,171**
Debt instruments				
- Quoted - Fixed rate	**5,628**	**-**	**44,916**	**50,544**
Unquoted investment in managed funds	**248**	**-**	**-**	**248**
	86,081	**104,211**	**44,916**	**235,208**
Within UAE	**81,195**	**104,211**	**44,916**	**230,322**
Outside UAE	**4,886**	**-**	**-**	**4,886**
	86,081	**104,211**	**44,916**	**235,208**
2024				
Equity instruments:				
- Quoted *	62,941	46,060	-	109,001
- Unquoted	7,675	44,496	-	52,171
Debt instruments	-	-	-	-
- Quoted - Fixed rate	5,784	-	44,917	50,701
Unquoted investment in managed funds	570	-	-	570
	76,970	90,556	44,917	212,443
Within UAE	75,062	90,556	44,917	210,535
Outside UAE	1,908	-	-	1,908
	76,970	90,556	44,917	212,443

18 Investments (continued)

The Group holds investments in Tier 1 perpetual instruments which are classified under quoted equity instruments amounting to AED 5,628 thousand (2024: AED 1,191 thousand). These instruments carry an average coupon interest/profit rate between 6.25% to 9.75% (2024: between 6.25 to 9.75%) per annum.

* Included in this balance investments in shares amounting to AED 64,839 thousand (2024: AED 56,361 thousand) in the name of related parties who has given the parent company full control to act as owner of these shares.

During the year, the Group has redeemed investments on maturity carried at amortized cost of AED Nil (2024: AED Nil).

19 Loans and advances

	2025	2024
	AED'000	AED'000
Commercial loans		
Commercial overdraft	**475,508**	423,634
Other commercial advances	**1,424,855**	1,545,255
	1,900,363	1,968,889
Retail finance		
Personal loans and advances	**785,783**	595,583
	785,783	595,583
Gross loans and advances	**2,686,146**	2,564,472
Less: allowances for expected credit losses	**(499,925)**	(500,045)
Loans and advances	**2,186,221**	2,064,427

The movement in the allowances for expected credit losses during the year is as follows:

	2025	2024
	AED'000	AED'000
At 1 January	**500,045**	467,455
Charged for the year	**32,888**	46,600
Reversal of no longer required impairment charges	**(934)**	(5,251)
Amounts written off	**(32,074)**	(8,759)
Balance at 31 December	**499,925**	500,045

The allowance for impairment includes a specific provision of AED 388.7 million (2024: AED 393.2 million) for stage 3 loans of the Group.

In determining the recoverability of loans and advances, the Group considers any change in the credit quality of the loans and advances measured at amortised cost from the date credit was initially granted up to the end of the reporting period. The concentration of credit risk is limited due to the fact that the customer base is large and unrelated.

20 Islamic financing and investing assets

	2025	2024
	AED'000	AED'000
Commodity Murabaha	**50,864**	51,834
Covered card and drawings	**7,716**	9,496
Ijarah	**6,752**	6,656
Others	**3,273**	3,274
Gross Islamic financing and investing assets	**68,605**	71,260
Less: allowances for expected credit losses	**(60,361)**	(59,935)
Islamic financing and investing assets	**8,244**	11,325

Islamic financing and investing assets are stated net of allowance for impairment. The movement in the allowance during the year is as follows:

	2025	2024
	AED'000	AED'000
At 1 January	**59,935**	59,180
Charges during the year	**494**	755
Reversal during the year	**(68)**	-
At 31 December	**60,361**	59,935

Allowance for impairment includes a specific provision of AED 60.2 million (2024: AED59.8 million) for stage 3 Islamic financing and investing assets of the Group.

The gross Ijara and purchase and leaseback and the related present value of minimum Ijara and purchase and leaseback payments are as follows:

	2025	2024
	AED'000	AED'000
Gross Ijara and purchase and lease-back		
Less than one year	**5,977**	6,200
Between one and three years	**784**	568
	6,761	6,768
Less: deferred income	**(9)**	(112)
Net Ijara and purchase and lease-back	**6,752**	6,656

Present value of minimum Ijara and purchase and leaseback payments

	2025	2024
	AED'000	AED'000
Less than one year	**5,967**	6,088
Between one and three years	**785**	568
	6,752	6,656

21 Investment in equity accounted investee

The Group has the following investment in associates

	Country of incorporation	Percentage of holding		Principal activity
		2025	2024	
Mainland Management L.L.C.	UAE	**33.33%**	33.33%	Hospitality management services
Empay LLC	UAE	**30.00%**	30.00%	Digital Payment Ecosystem & services

Movement in investment in Mainland Management L.L.C. associate is as follows:

	2025 AED'000	2024 AED'000
At 1 January	**49,065**	47,764
Share of results for the year	**2,489**	1,301
At 31 December	**51,554**	49,065

Movement in investment in an Empay LLC associate is as follows:

	2025 AED'000	2024 AED'000
At 1 January	**34,450**	34,450
Share of results for the year	**-**	-
At 31 December	**34,450**	34,450

Summarized financial information of the associate is set out below:

	2025 AED'000	2024 AED'000
Associate's statement of financial position		
Assets	**222,180**	222,172
Liabilities	**(57,686)**	(65,147)
Net assets	**164,494**	157,025
Group's share of net assets	**86,004**	83,515
Carrying amount of investment in an associate	**86,004**	83,515
Profit for the year	**7,467**	3,903
Group's share of results for the year	**2,489**	1,301

The financial information on Empay LLC has not been provided due to non-availability of the financial information as of the date of financial position.

22 Interest receivable and other assets

	2025 AED'000	2024 AED'000
Accounts receivable	**4,242**	15,220
Less: Allowance for expected credit losses	**(2,444)**	(2,995)
	1,798	12,225
Prepayments	**22,517**	21,169
Interest receivable and profit receivable	**14,689**	13,840
Other assets	**52,584**	34,407
	91,588	81,641

23 Insurance and reinsurance contracts

The breakdown of groups of insurance and reinsurance contracts issued, and reinsurance contracts held, that are in asset position and those in a liability position is set out in the table below:

	At 31 December 2025			At 31 December 2024		
	Assets AED	**Liabilities AED**	**Net AED**	Assets AED	Liabilities AED	Net AED
Insurance contracts issued	**-**	**295,182**	**295,182**	-	188,997	188,997
Reinsurance contracts held	**163,551**	**-**	**163,551**	127,878	-	127,878

The roll-forward of net asset or liability for insurance contracts issued showing the liability for remaining coverage and the liability for incurred claims, is disclosed in the table on the next page:

23 Insurance and reinsurance contracts (continued)

Roll-forward of net asset or liability for insurance contracts issued showing the liability for remaining coverage and the liability for incurred claims (continued)
2025

	Liabilities for remaining coverage		Liabilities for incurred claims		
	Excluding loss component	Loss component	Estimates of the present value of future cash flows	Risk adjustment	Total
	AED	AED	AED	AED	AED
Insurance contract assets as at 1 January	-	-	-	-	-
Insurance contract liabilities as at 1 January	51,953,404	409,541	137,147,108	4,636,162	194,146,215
Net Insurance contract liabilities as at 1 January	**51,953,404**	**409,541**	**137,147,108**	**4,636,162**	**194,146,215**
Insurance revenue	**(403,986,743)**	**-**	**-**	**-**	**(403,986,743)**
Insurance service expenses	**43,036,955**	**(386,680)**	**374,367,932**	**642,161**	**417,660,368**
Incurred claims and other expenses	-	-	484,640,597	5,278,323	489,918,920
Changes to liabilities for incurred claims	-	-	(110,272,665)	(4,636,162)	(114,908,827)
Amortisation of insurance acquisition cash flows	43,036,955	-	-	-	43,036,955
Future service: Losses on onerous contracts and reversals of those losses	-	(386,680)	-	-	(386,680)
Insurance service result gain /(loss)	**(360,949,788)**	**(386,680)**	**374,367,932**	**642,161**	**13,673,626**
Insurance finance expenses through profit and loss	-	-	6,155,074	-	6,155,074
Total changes in statement of comprehensive income	**(360,949,788)**	**(386,680)**	**380,523,006**	**642,161**	**19,828,700**
Cash flows					
Premiums received	520,566,803	-	-	-	520,566,803
Claims paid	-	-	(317,022,039)	-	(317,022,039)
Directly attributable expense paid	-	-	(57,139,328)	-	(57,139,328)
Insurance acquisition cash flows	(60,049,568)	-	-	-	(60,049,568)
Total cash flows	**460,517,235**	**-**	**(374,161,367)**	**-**	**86,355,867**
Insurance contract assets as at 31 December	-	-	-	-	-
Insurance contract liabilities as at 31 December	150,520,851	22,861	143,508,747	5,278,323	300,330,782
Net insurance contract liabilities as at 31 December	**150,520,851**	**22,861**	**143,508,747**	**5,278,323**	**300,330,782**

23 Insurance and reinsurance contracts (continued)

Roll-forward of net asset or liability for insurance contracts issued showing the liability for remaining coverage and the liability for incurred claims (continued)

2024

	Liabilities for remaining coverage		Liabilities for incurred claims		
	Excluding loss component	Loss component	Estimates of the present value of future cash flows	Risk adjustment	Total
	AED	AED	AED	AED	AED
Insurance contract assets as at 1 January	(863,546)	-	386,929	14,277	(462,340)
Insurance contract liabilities as at 1 January	32,930,382	4,893,375	137,101,618	3,712,730	178,638,105
Net Insurance contract liabilities as at 1 January	**32,066,836**	**4,893,375**	**137,488,547**	**3,727,007**	**178,175,765**
Insurance revenue	**(297,661,269)**	**-**	**-**	**-**	**(297,661,269)**
Insurance service expenses	**27,852,282**	**4,483,835)**	**327,552,638**	**909,157**	**351,830,242**
Incurred claims and other expenses	-	-	421,318,815	4,636,162	425,954,977
Changes to liabilities for incurred claims	-	-	(93,766,177)	(3,727,005)	(97,493,182)
Amortisation of insurance acquisition cash flows	27,852,282	-	-	-	27,852,282
Future service: Losses on onerous contracts and reversals of those losses	-	(4,483,835)	-	-	(4,483,835)
Insurance service result (gain) / loss	**(269,808,987)**	**(4,483,835)**	**327,552,638**	**909,157**	**54,168,973**
Insurance finance expenses through profit and loss	-	-	5,430,097	-	5,430,097
Total changes in statement of comprehensive income	**(269,808,987)**	**(4,483,835)**	**332,982,735**	**909,157**	**59,599,070**
Cash flows					
Premiums received	337,905,988	-	-	-	337,905,988
Claims paid	-	-	(282,175,690)	-	(282,175,690)
Directly attributable expense paid	-	-	(51,148,485)	-	(51,148,485)
Insurance acquisition cash flows	(48,210,433)	-	-	-	(48,210,433)
Total cash flows	**289,695,555**	**-**	**(333,324,175)**	**-**	**(43,628,620)**
Insurance contract assets as at 31 December	-	-	-	-	-
Insurance contract liabilities as at 31 December	51,953,404	409,541	137,147,108	4,636,162	194,146,215
Net insurance contract liabilities as at 31 December	**51,953,404**	**409,541**	**137,147,108**	**4,636,162**	**194,146,215**

23 Insurance and reinsurance contracts (continued)

Roll-forward of net asset or liability for reinsurance contracts issued showing the liability for remaining coverage and the liability for incurred claims

2025

	Assets for remaining coverage		Assets for incurred claims		
	Excluding loss component	Loss component	Estimates of the present value of future cash flows	Risk adjustment	Total
	AED	AED	AED	AED	AED
Reinsurance contract assets as at 1 January	-	-	-	-	-
Reinsurance contract liabilities as at 1 January	17,353,189	-	117,361,620	3,669,867	138,384,676
Net Reinsurance contract assets as at 1 January	**17,353,189**	**-**	**117,361,620**	**3,669,867**	**138,384,676**
Allocation of reinsurance premium	**(299,761,060)**	**-**	**-**	**-**	**(299,761,060)**
Net income or (expense) from reinsurance contracts held	**70,281,928**	**18,789**	**247,565,042**	**(410,133)**	**317,455,626**
Incurred claims and other expenses	-	-	322,850,686	3,259,733	326,110,420
Changes to amounts recoverable for incurred claims	-	-	(75,285,644)	(3,669,867)	(78,955,511)
Loss-recovery on onerous underlying contracts and adjustments	-	18,789	-	-	18,789
Amortisation of reinsurance acquisition cash flows	70,281,928	-	-	-	70,281,928
Reinsurance service result loss /(gain)	**(229,479,132)**	**18,789**	**247,565,042**	**(410,133)**	**17,694,566**
Reinsurance finance income through profit and loss	-	-	4,275,916	-	4,275,916
Total changes in statement of comprehensive income	**229,479,132**	**(18,789)**	**(243,289,126)**	**410,133**	**21,970,482**
Cash flows					
Reinsurer premiums paid	304,890,116	-	-	-	304,890,116
Claim recoveries from reinsurance	-	-	(227,658,395)	-	(227,658,395)
Acquisition cash flows recovered from reinsurance	(70,425,281)	-	-	-	(70,425,281)
Total cash flows	**234,464,835**	**-**	**(227,658,395)**	**-**	**6,806,440**
Reinsurance contract assets as at 31 December	22,338,891	18,789	137,933,185	3,259,733	163,550,598
Reinsurance contract liabilities as at 31 December	-	-	-	-	-
Net reinsurance contract assets as at 31 December	**22,338,891**	**18,789**	**137,933,185**	**3,259,733**	**163,550,598**

23 Insurance and reinsurance contracts (continued)

Roll-forward of net asset or liability for reinsurance contracts issued showing the liability for remaining coverage and the liability for incurred claims (continued)

2024

	Assets for remaining coverage		Assets for incurred claims		
	Excluding loss component	Loss component	Estimates of the present value of future cash flows	Risk adjustment	Total
	AED	AED	AED	AED	AED
Reinsurance contract assets as at 1 January	43,082,898	-	66,746,412	1,622,035	111,451,345
Reinsurance contract liabilities as at 1 January	-	-	-	-	-
Net Reinsurance contract assets as at 1 January	**43,082,898**	**-**	**66,746,412**	**1,622,035**	**111,451,345**
Allocation of reinsurer premium	**(132,758,526)**	**-**	**-**	**-**	**(132,758,526)**
Net income or (expense) from reinsurance contracts held	**17,431,212**	**-**	**149,826,462**	**2,047,833**	**169,305,507**
Incurred claims and other expenses	-	-	190,125,387	3,669,867	193,795,254
Changes to amounts recoverable for incurred claims	-	-	(40,298,925)	(1,622,034)	(41,920,959)
Amortisation of reinsurance acquisition cash flows	17,431,212	-	-	-	17,431,212
Future service: Loss recovery on underlying contracts					
Reinsurance service result (loss) / gain	**(115,327,314)**	**-**	**149,826,462**	**2,047,833**	**36,546,981**
Reinsurance finance income through profit and loss	-	-	2,201,765	-	2,201,765
Total changes in statement of comprehensive income	**(115,327,314)**	**-**	**152,028,227**	**2,047,833**	**38,748,746**
Cash flows					
Reinsurer premiums paid	109,985,675	-	-	-	109,985,675
Claim recoveries from reinsurance	-	-	(101,413,018)	-	(101,413,018)
Acquisition cash flows recovered from reinsurance	(20,388,071)	-	-	-	(20,388,071)
Total cash flows	**89,597,604**	**-**	**(101,413,018)**	**-**	**(11,815,414)**
Reinsurance contract assets as at 31 December	17,353,188	-	106,854,621	3,669,867	127,877,676
Reinsurance contract liabilities as at 31 December	-	-	-	-	-
Net reinsurance contract assets as at 31 December	**17,353,188**	**-**	**106,854,621**	**3,669,867**	**127,877,676**

24 Property, fixtures and equipment

	Freehold land	Rights of use assets	Building	Furniture, fixtures and equipment	Motor vehicles	Computer hardware and software	Capital work-in-progress	Total
	AED'000	AED'000	AED'000	AED'000	AED'000	AED'000	AED'000	AED'000
Cost:								
At 1 January 2024	23,714	-	56,443	51,491	3,098	74,614	11,969	221,329
Additions during the year	-	-	-	4,742	-	3,416	899	9,057
Reclassification	-	-	-	1,619	-	-	(1,619)	-
Disposal	-	-	-	-	-	-	-	-
Transfer	-	-	(512)	-	-	3,033	(3,033)	(512)
At 31 December 2024	23,714	-	55,931	57,852	3,098	81,063	8,216	229,874
At 1 January 2025	**23,714**	**-**	**55,931**	**57,852**	**2,857**	**81,064**	**8,216**	**229,634**
Additions during the year	**-**	**-**	**-**	**1,910**	**378**	**8,294**	**172**	**10,754**
Reclassification	**-**	**-**	**-**	**-**	**-**	**-**	**-**	**-**
Disposal	**-**	**-**	**-**	**(4,920)**	**-**	**-**	**-**	**(4,920)**
Transfer								
At 31 December 2025	**23,714**	**-**	**55,931**	**54,842**	**3,235**	**89,358**	**8,388**	**235,468**

24 Property, fixtures and equipment (continued)

	Freehold land	Rights of use assets	Building	Furniture, fixtures and equipment	Motor vehicles	Computer hardware and software	Capital work-in-progress	Total
	AED'000	AED'000	AED'000	AED'000	AED'000	AED'000	AED'000	AED'000
Accumulated depreciation:								
At 1 January 2024	-	-	1,038	39,010	2,214	61,197	406	103,865
Charge for the year	-	-	1,991	3,648	394	4,736	2,434	13,203
Transfers	-	-	(533)	-	-	-	-	(533)
At 31 December 2024	-	-	2,496	42,658	2,608	65,933	2,840	116,535
At 1 January 2025	**-**	**-**	**2,496**	**42,658**	**2,368**	**65,933**	**2,840**	**116,295**
Charge for the year	**-**	**-**	**1,761**	**4,527**	**352**	**6,517**	**2,434**	**15,591**
Reclassification	**-**	**-**	**-**	**(4,920)**	**-**	**-**	**-**	**(4,920)**
Disposal	**-**	**-**	**-**	**-**	**-**	**-**	**-**	**-**
Transfer	**-**	**-**	**-**	**-**	**-**	**-**	**-**	**-**
At 31 December 2025	**-**	**-**	**4,257**	**42,265**	**2,720**	**72,450**	**5,274**	**126,966**
Net book value:								
At 31 December 2024	23,714	-	53,435	15,194	490	15,130	5,376	113,339
At 31 December 2025	**23,714**	**-**	**51,674**	**12,577**	**515**	**16,908**	**3,114**	**108,502**

*Out of total depreciation expense of AED 15,591 thousands (2024: AED 13,203 thousands), AED 2,770 (2024 : AED 2,786 thousands) for the year has been classified to insurance expense.

25 Intangibles

	Goodwill AED'000
2025	
At 1 January	**6,705**
At 31 December	**6,705**
2024	
Carrying value:	
At 1 January	6,705
At 31 December	6,705

Goodwill

Goodwill acquired through business combinations relates to Finance House L.L.C.

Impairment test of goodwill

The Group performs impairment testing of the goodwill annually on 31 December.

Goodwill has been allocated to the subsidiary as a cash-generating unit. This represents the lowest level within the Group at which the goodwill is monitored for internal management purposes.

26 Investment properties

	2025 AED'000	2024 AED'000
At 1 January	**30,942**	30,942
Acquisition	**-**	-
Disposed	**-**	-
Changes in fair value	**-**	-
At 31 December	**30,942**	30,942

26 Investment properties (continued)

Investment properties comprise a commercial property located in Ajman Industrial 2, a flat in Al Raha, Abu Dhabi and three flats in Business Bay, Dubai with a fair market value of AED 30,942 thousand (2024: AED 30,942 thousand).

The independent valuers adopt the comparable market value method in valuing the investment properties. This method calculates the value of the property by taking the market valuation of comparable properties, which reflects market sentiment and situation. The prime location, maintenance and occupancy levels are also considered.

The net rental income recognised during the year is AED 2,342 thousand (2024: AED 2,573 thousand) and is recognised in the consolidated statement of profit or loss under 'other operating income'.

The fair value measurement for all the investment properties has been categorized as a level 3 fair value based on the inputs to the valuation technique used.

27 Customers' deposits and margin accounts

	2025	2024
	AED'000	AED'000
Call and demand deposits	**1,146,903**	584,649
Time deposits	**1,372,843**	1,056,824
	2,519,746	1,641,473
Margin accounts	**235,036**	255,725
	2,754,782	1,897,198

Analysis of customers' deposits by sector is as follows**:**

	2025	2024
	AED'000	AED'000
By type:		
Government	**81**	21,740
Corporate	**2,754,701**	1,875,458
	2,754,701	1,897,198

Margin accounts represent cash margins collected from corporate customers against unfunded and funded credit facilities extended to them in the normal course of business.

Customers' deposits and margin accounts carry interest/profit rates ranging from 0.25% to 6.40% p.a (2024: 0.25% to 6.50% p.a).

28 Short term borrowings and medium-term loans

1) Short-term borrowings

	2025 **AED'000**	2024 AED'000
At 1 January	**295,000**	215,000
Proceeds during the year	**280,000**	355,000
Repayments	**(295,000)**	(275,000)
At 31 December	**280,000**	295,000

Loan	**Year of maturity**	**2025 Carrying amount AED'000**	2024 Carrying amount AED'000
Term loan 1	**2026/**2025	**150,000**	150,000
Term loan 2	2025	**-**	65,000
Term loan 3	**2026/**2025	**80,000**	80,000

These short-term borrowings carry variable interest rates ranging from 6.13% p.a to 7.95% p.a (2024: 7.50% p.a to 8.89% p.a).

Short term borrowing and/or medium term loans are subject to financial covenants that are customary to credit facilities of such nature.

29 Interest payable and other liabilities

	2025 **AED'000**	2024 AED'000
Interest payable and profit payable	**23,031**	23,251
Accrued expenses	**20,060**	16,773
Unclaimed cheques		-
Other liabilities	**18,023**	11,903
	61,114	51,927

30 Provision for employees' end of service benefits

	2025 **AED'000**	2024 AED'000
At 1 January	**14,388**	13,128
Charge for the year	**1,519**	1,624
Payments	**(1,691)**	(364)
At 31 December	**14,216**	14,388

31 Share capital

	2025	2024
	AED'000	AED'000
302.8 million shares *(2024: 302.8 million)* of **AED 1 each** *(2024: AED 1 each)*	**302,838**	302,838

32 Treasury shares

Treasury shares represent the cost of **30,284 thousand** shares of the Company held by the Company as at 31 December 2025 (2024: 30,284 thousand shares).

	2025		2024	
	Number of shares '000	**AED'000**	Number of shares '000	AED'000
Share held by Finance House P.J.S.C	**30,284**	**54,272**	30,284	54,272
	30,284	**54,272**	30,284	54,272

During 2021, the Company obtained regulatory approvals to undertake a share-buy program whereby the Company buys and sells its own shares in the normal course of its equity trading and marketing activities. These shares are treated as a deduction from shareholders' equity. Gain and loss on sales or redemption of own shares are credited or charged to reserves. During 2025, a total of 1,715,155 shares (2024: 2,214,844 shares) were purchased back from the market at an average price of AED 1.79 (2024 : 2.10 AED) per share amounting to AED 3,076 thousand (2024: AED 4,661 thousand).

33 Employees' share-based payment scheme

The share-based payment scheme is administered by a trustee and gives the Board of Directors the authority to determine which employees of the Group will be granted the shares. The values of shares granted to employees are expensed in the period in which they are granted, and that of the remaining shares are included within shareholders' equity.

During the year, no shares were granted to employees and the value of outstanding shares not yet granted to employees as at 31 December 2025 were AED 1,750 thousand (2024: AED 1,750 thousand).

34 Statutory reserve

In line with the provisions of the UAE Federal Commercial Companies Law No. 32 of 2021, as amended, and the Company's Articles of Association, the Company is required to transfer annually to a statutory reserve account an amount equivalent to 10% of its profit, until such reserve reaches 50% of the share capital of the Company. During the year, the Company has transferred **AED 1,220 thousand** to the reserve (2024: 1,568 thousand). The statutory reserve is not available for distribution.

During the period in the Annual General Meeting, the shareholders resolved to utilize the statutory reserve in the amount of AED 55,677 thousand to adjust accumulated losses (2024: AED 80,060 thousand to adjust negative fair value reserve). This was approved by the Securities and Commodities Authority.

35 Tier 1 capital instruments

In July 2015, the Group raised financing by way of Shariah compliant Tier 1 Capital Certificates amounting to AED 300 million (Tier 1 Sukuk). Issuance of these Capital Certificates was approved by the Group's Extra Ordinary General Meeting (EGM) in April 2015. The Central Bank of the UAE approved the facility to be considered as Tier 1 capital for regulatory purposes. These Capital Certificates bear profit at a fixed rate payable semi-annually in arrears. The Capital Certificates are non-cumulative perpetual securities for which there is no fixed redemption date and are callable by the Group subject to certain conditions. Tier 1 Sukuk amounting to AED 27,250 thousand (2024: AED 23,500 thousand) are held by subsidiaries of the Group and, accordingly, eliminated in the consolidated statement of financial position. The payment of the coupon amounts on those instruments is solely at the discretion of the issuer at a coupon profit rate of ranging from 8.56% to 8.89% p.a (2024: 6.058% to 6.14% p.a).

In March 2019 the subsidiary of the Company 'Insurance House' raised Tier 1 Perpetual Bonds amounting to AED 15 million. Issuance of these perpetual bonds was approved by the Extra Ordinary General Meeting (EGM) in January 2019. These perpetual bonds bear profit at a fixed rate payable semi-annually in arrears. The perpetual bonds are non-cumulative perpetual securities for which there is no fixed redemption date and are callable by the subsidiary subject to certain conditions. The payment of the coupon amounts on those instruments is solely at the discretion of the issuer at a coupon profit rate of 8.25% p.a.(2024: 8.25% p.a.).

36 Commitments and contingent liabilities

The Group provides letters of credit and financial guarantees on behalf of customers to third parties. These agreements have fixed limits and are generally for a certain period of time.

Capital commitments represent future capital expenditures that the Group has committed to spend on assets over a period of time.

Irrevocable commitments to extend credit represent contractual irrevocable commitments to make loans and revolving credits.

The Group had the following commitments and contingent liabilities outstanding at year end:

	2025	2024
	AED'000	AED'000
Letters of credit	**5,061**	3,622
Letters of guarantee	**402,588**	412,852
Capital commitments	**-**	4,249
	407,649	420,723

All financial guarantees were issued in the ordinary course of business.

37 Related party disclosures

Parties are considered to be related if one party has the ability to control the other party or exercise significant influence over the other party in making financial or operational decisions. In the case of the Group, related parties, as defined in the IAS 24, include major shareholders of the Group, directors and officers of the Group and companies of which they are principal owners and key management personnel.

The year end balances in respect of related parties included in the consolidated statement of financial position are as follows:

	2025	2024
	AED'000	AED'000
Loans and advances to customers		
To key management staff	**-**	-
To members of board of directors	**59,017**	62,282
To other related party	**53,837**	54,776
Customers' deposits		
From other entities under common control	**189**	407

Balances with related parties include loans granted to Directors and their related parties amounting to AED 112,854 thousand as of 31 December 2025 (2024: AED 117,058 thousand). Loans and advances to related parties are determined by management at agreed rates.

37 Related party disclosures (continued)

Customers' deposits and margin accounts carry fixed interest rate ranging from 0% to 0.75% per annum (2024: 0% to 0.75% per annum).

Outstanding balances at the year-end are unsecured. There have been no guarantees provided or received for any related party receivables or payables.

The significant transactions included in the consolidated financial statements are as follows:

	2025	2024
	AED'000	AED'000
Interest and commission income		
From key management staff	**-**	1
From members of board of directors	**3,696**	4,361
From others	**3,922**	3,958
To others	**-**	-
Key management remuneration		
Short term benefits (salaries, benefits and bonuses)	**14,608**	11,408

During the year the Group paid directors' remuneration amounting to AED 1,412 thousand (2024: AED 3,598 thousands) and proposed directors' remuneration AED 1,098 thousands (2024: AED 1,412 thousands).

The above-mentioned outstanding balances arose from the ordinary course of business. The interest rates charged to and by related parties are at agreed rates.

38 Legal proceedings

The Group is involved in various legal proceedings and claims arising in the ordinary course of business. While the outcome of these matters cannot be predicted with certainty, management does not believe that these matters will have a material adverse effect on the Group's consolidated financial information if disposed unfavorably.

39 Corporate tax

On 9 December 2022, the UAE Ministry of Finance ("MoF") released Federal Decree-Law No 47 of 2022 on the Taxation of Corporations and Businesses, Corporate Tax Law ("CT Law") to implement a new CT regime in the UAE. The new CT regime is applicable for accounting periods beginning on or after 1 June 2023. As the Group's accounting year ends on December 31, the tax period is from January 1, 2025 to December 31, 2025, with the respective tax return to be filed on or before September 30, 2026.

The tax rate applicable in the UAE is 9% (2025: 9%) per annum for taxable profit exceeding AED 375,000. The overall effective tax rate for the Group is 9.31% (2024: 9%) per annum.

39 Corporate tax (continued)

The difference between the applicable tax rate and the Group's effective tax rate arises due to various adjustments being made in accordance with the corporate tax law which are stated below:

	2025	2024
	AED '000	AED '000
Profit before tax	**20,230**	8,257
Prima facie tax expense at 9% (2024: 0%)	**1,821**	743
Tax effect of difference:		
Tax effect of exempt income	**(770)**	(827)
Tax effect of non-deductible expense	**163**	(94)
Tax effect of different tax rate of subsidiaries operating in foreign jurisdiction	**-**	-
Changes in deferred tax	**-**	-
Unrecoverable withholding tax	**-**	-
Others (due to the tax deductible of subsidiaries not included in the tax group)	**1,269**	759
Tax expense for the year	**2,483**	769

40 Events after the reporting date

No adjusting or significant non-adjusting events have occurred between 31 December 2025 and the date of authorisation.

41 Approval of consolidated financial statements

The consolidated financial statements were approved and authorized for issue by the Board of Directors on 11 February 2026.

Corporate Governance Report

دار التمويل
FINANCE HOUSE
P.J.S.C - ش.م.ع

CORPORATE GOVERNANCE REPORT

FINANCE HOUSE PJSC

2025

دار التمويل ش.م.ع؛ ص.ب ٧٨٧٨، أبوظبي، ا.ع.م؛ هاتف: ٩٩٩ ٦٢١٩ (٢) ٩٧١+
Finance House P.J.S.C; P.O.Box 7878, Abu Dhabi, U.A.E; Tel: +971 (2) 6219 999

شركة مساهمة عامة برأس مال وقدره ٣٠٢,٨٣٧,٧٧٠ درهم إماراتي Public Joint Stock Company and the share capital is AED 302,837,770

Confidential

دار التمويل
FINANCE HOUSE
P.J.S.C - ش.م.ع

Index

Introduction	1
Corporate Governance Philosophy	2
Board of Directors	3
Board of Directors and Executive Management	4
Assessment of the Board of Directors	5
Organizational Structure and Executive Management	6
Board Committees	7
External Auditor	8
Business Ethics & Transparency	9
Internal Control System	10
Violations Committed During Financial Year 2025	11
Statement of the innovative projects and initiatives that the company has undertaken or is currently developing during 2025	12
General Information	13

دار التمويل ش.م.ع؛ ص.ب ٧٨٧٨، أبوظبي، ا.ع.م؛ هاتف: ٩٩٩ ٦٢١٩ (٢) ٩٧١+
Finance House P.J.S.C; P.O.Box 7878, Abu Dhabi, U.A.E; Tel: +971 (2) 6219 999
شركة مساهمة عامة برأس مال وقدره ٣٠٢,٨٣٧,٧٧٠ درهم إماراتي Public Joint Stock Company and the share capital is AED 302,837,770

Confidential

دار التمويل
FINANCE HOUSE
P.J.S.C - ش.م.ع

1. Introduction

Finance House PJSC is an Abu Dhabi - headquartered company that was established on 13 March 2004 and commenced its operations on 18 July 2004 as a Finance Company. The principal activities of the Company were commercial and retail financing, financial services and investments until 30 June 2023. As of 1 July 2023, Finance House PJSC ceased to operate as a Finance Company and has become a Parent Company of the Group whose main purposes are purchasing and owning shares in other companies as well as providing Share Registrar Services. The major shareholders of Finance House include a number of prominent UAE businessmen, high net worth individuals and dignitaries.

Finance House is listed on the Abu Dhabi Exchange under the ticker symbol FH and is categorized as a "Grade One" company by the Capital Market Authority (CMA).

2. Corporate Governance Philosophy

Finance House PJSC recognizes that a well-considered and established Corporate Governance Framework facilitates effective decision making and builds a strong relationship with stakeholders through a transparent structure that supports high quality disclosures. Finance House PJSC is committed to achieving best practices in corporate governance, business integrity and professionalism. Its Board-approved Corporate Governance Framework is aligned with the company's strategic objectives and reflects applicable regulatory guidelines, including those of the Capital Market Authority (CMA)

FINANCE HOUSE PJSC has accordingly developed a Corporate Governance Framework and a supporting Corporate Governance Policy that is designed to meet this requirement. A strong governance framework is only as good as the people who operate it. The culture in which we operate supports our commitment to adopting the spirit of the laws and regulations that govern FINANCE HOUSE PJSC. Our corporate values define the way we conduct our business. We strive to lead by example in demonstrating good corporate governance and recognise the importance of effective governance to our owners, our customers, employees and to our communities.

FINANCE HOUSE PJSC's Corporate Governance protocols are overseen by the Board, which directs the Company's affairs and works closely with executive management to set the strategic objectives. The Corporate Governance Policy put in place provides a clear mandate and expectations around how FINANCE HOUSE PJSC will govern its business. It also has a closely monitored delegation of authority matrix that supports the need for independence in decision-making and escalation of reporting, clearly articulated individual and collective accountabilities; and compliance with all applicable laws and regulations.

دار التمويل ش.م.ع؛ ص.ب ٧٨٧٨، أبوظبي، ا.ع.م؛ هاتف: ٩٩٩ ٦٢١٩ (٢) ٩٧١+
Finance House P.J.S.C; P.O.Box 7878, Abu Dhabi, U.A.E; Tel: +971 (2) 6219 999
شركة مساهمة عامة برأس مال وقدره ٣٠٢,٨٣٧,٧٧٠ درهم إماراتي Public Joint Stock Company and the share capital is AED 302,837,770

Confidential

دار التمويل
FINANCE HOUSE
P.J.S.C - ش.م.ع

Statement of ownership and transactions of the members of the Board of Directors and their spouses and children in the Company's securities during 2025

S/N	Name	Position/Kinship	Owned shares as on 31/12/2025	Total Sale Transactions	Total Purchase Transactions
1	Mohamed Abdulla Jumaa Alqubaisi	Self	36135076	0	0
2	Abdulmajeed Ismail Ali Al Fahim	Self	5000	0	0
3	Mohamed Abdulmajeed Ismail Al Fahim	Son of Mr. Abdulmajeed Al Fahim	1227185	0	0

3. Board of Directors

Introduction

Pursuant to FINANCE HOUSE PJSC's Articles of Association and in accordance with the applicable UAE Laws & Regulations, the FINANCE HOUSE PJSC Board of Directors consists of Seven (7) members. The composition of the Board satisfies the generally acceptable Corporate Governance practice relating to the separation of Chair and Group Chief Executive and the membership of Non-Executive Directors.

In addition to this, the Nomination Committee monitors the Directors' external Board memberships to ensure that they are not in competition with FINANCE HOUSE PJSC or the Directorships are not of a nature that might affect the Director's ability to exercise independent judgment. In accordance with Capital Market Authority (CMA) requirements, FINANCE HOUSE PJSC introduced a declaration form for each Director to (i) confirm his/her total directorships held are within the limits permitted, that (ii) he/she has sufficient time to carry out his/her duties as a board member, and (iii) his/her outside interests do not create a conflict of interest with his/her role at FINANCE HOUSE PJSC.

دار التمويل ش.م.ع؛ ص.ب ٧٨٧٨، أبوظبي، ا.ع.م؛ هاتف: ٩٩٩ ٦٢١٩ (٢) ٩٧١+
Finance House P.J.S.C; P.O.Box 7878, Abu Dhabi, U.A.E; Tel: +971 (2) 6219 999
شركة مساهمة عامة برأس مال وقدره ٣٠٢,٨٣٧,٧٧٠ درهم إماراتي Public Joint Stock Company and the share capital is AED 302,837,770

Confidential

The Board is headed by a Non-Executive Chair who is elected from among its members. The Chair has authority to act and speak for the Board, including engaging with the Senior Management. The Chair has a pivotal role in ensuring that the Board is updated on decisions and actions taken between meetings of the Board. The Chair also has oversight of the agenda, ensuring that it reflects the strategic nature of the Board's work.

The Chair is a key ambassador for FINANCE HOUSE PJSC, particularly in its interaction with shareholders. Directors are appointed for a term of three (3) years. At the end of this period, the Board is reconstituted.

Members, whose term of office is completed, are eligible for re-election. The Board may appoint members to fill vacant offices on the Board, provided that the appointment is presented to the first General Assembly following appointment for approval by way of an ordinary resolution of the shareholders.

The Board reviews its current membership regularly to ensure that it has the right mix of skills, diversity and expertise who collectively possess qualifications commensurate with the size, complexity and risk profile of FINANCE HOUSE PJSC, and experience to make effective decisions and staff Board Committees appropriately.

Responsibilities

The Board of FINANCE HOUSE PJSC has overall responsibility for directing the Company's affairs, to create and preserve value through the operations, and to consider the shareholders and other stakeholders' interests. The Board, either directly or through its committees, is responsible for oversight in different areas such as strategic planning, defining risk appetite, the identification and management of risk, capital management, fostering a culture of integrity, internal controls, succession planning and evaluation of senior management, communication, public disclosure and corporate governance.

The roles and responsibilities are documented in the Corporate Governance and associated policies. The Board is also subject to a comprehensive Code of Conduct, which reflects the Board's role in setting the tone for the conduct of the whole organization.

The key activities of the Board are as follows:

- Approve and monitor FINANCE HOUSE PJSC strategy and long term objectives, ensuring alignment with the FINANCE HOUSE PJSC's risk appetite and the risk management framework

دار التمويل ش.م.ع؛ ص.ب ٧٨٧٨، أبوظبي، ا.ع.م؛ هاتف: ٩٩٩ ٦٢١٩ (٢) ٩٧١+
Finance House P.J.S.C; P.O.Box 7878, Abu Dhabi, U.A.E; Tel: +971 (2) 6219 999
شركة مساهمة عامة برأس مال وقدره ٣٠٢,٨٣٧,٧٧٠ درهم إماراتي Public Joint Stock Company and the share capital is AED 302,837,770

Confidential

- Review financial performance in light of the strategy, long term objectives and budget, ensuring that where necessary corrective action was taken; including:
  - Approval for unbudgeted capital or operating expenses
  - Approval for material changes to internal organizational structure
  - Approval for major projects that are essential for the overall operation

Statement of women's representation in the Board of Directors in 2025.

The company abides by women representation in the Board of Directors with a ratio of 1 member from a total of 7 board members.

Statement of the bonuses, allowances, and fees received by members of the Board of Directors:

Details of the allowances for attending the sessions of committees derived from the Board which were paid to the Board members for the fiscal year 2025:
No allowances have been paid to the members of the Board of Directors for the fiscal year 2025 for attending the sessions of committees derived from the BOD

Details of the additional allowances, salaries, or fees received by a Board member other than the allowances for attending to the committees:
AED 219,132 monthly is booked as an annual additional compensation for the Board member as per the general assembly approval dated 21 April 2021.

دار التمويل ش.م.ع؛ ص.ب ٧٨٧٨، أبوظبي، ا.ع.م؛ هاتف: ٩٩٩ ٦٢١٩ (٢) ٩٧١+
Finance House P.J.S.C; P.O.Box 7878, Abu Dhabi, U.A.E; Tel: +971 (2) 6219 999
شركة مساهمة عامة برأس مال وقدره ٣٠٢,٨٣٧,٧٧٠ درهم إماراتي Public Joint Stock Company and the share capital is AED 302,837,770
Confidential

دار التمويل
FINANCE HOUSE
P.J.S.C - ش.م.ع

Board Members' remunerations:

Total remuneration paid to the members of the board of directors for the year 2024 was AED 1,412,000. The proposed remuneration of the Board of Directors for the year 2025 is AED 1,098,000

Transactions conducted with related parties:
The year end balances in respect of related parties are as follows:

Transactions with related parties	Value of transaction in AED (000)
Loans and advances	112,854
Customers' deposits	189
Interest and Commission Income	7,618
Interest Expense	-
Key Management Remuneration	14,608
Issue the shareholder's guarantee (AED 100 Million) in its capacity as the principal shareholder in Insurance House PJSC, as part of the revised Recovery Plan of Insurance House PJSC, revised and amended as per the Insurance Supervision – CBUAE. Such guarantee shall be issued in the terms and conditions presented by Finance House PJSC to the Board of Insurance House PJSC and its Senior Management, subject to the approval of the IS-CBUAE. The same has also been approved by the Finance House PJSC General Assembly in April 2025.	100 Million
A 10-year lease agreement with a rental value of AED 475,000 + 5% VAT per annum, with a 5% increase on an annual basis. By concluding this lease agreement, Finance House PJSC may store its matters and affairs in the warehouse. The rental amount shall be incurred upon the handover of the unit, and such rental amount shall be calculated from then and there	AED 475,000 + 5% annually

دار التمويل ش.م.ع؛ ص.ب ٧٨٧٨، أبوظبي، ا.ع.م؛ هاتف: ٩٩٩ ٦٢١٩ (٢) ٩٧١+
Finance House P.J.S.C; P.O.Box 7878, Abu Dhabi, U.A.E; Tel: +971 (2) 6219 999
شركة مساهمة عامة برأس مال وقدره ٣٠٢,٨٣٧,٧٧٠ درهم إماراتي Public Joint Stock Company and the share capital is AED 302,837,770

Confidential

دار التمويل
FINANCE HOUSE
P.J.S.C - ش.م.ع

Board of Directors Meetings

The Board of Directors held the following meetings during 2025:

Meeting number and date	Meeting 1 30/01/25	Meeting 2 13/02/25	Meeting 3 21/03/2025	Meeting 4 15/04/2025	Meeting 5 14/05/2025	Meeting 6 13/08/2025	Meeting 7 13/11/2025	Meeting 8 10/12/2025
Board Members								
Mr. Khaled Abdulla Jumaa Alqubaisi	✓	✓ (Via Proxy)	✓	✓	✓	✓ (Via Proxy)	✓ (Via Proxy)	✓ (Via Proxy)
Mr. Mohamed Abdulla Jumaa Alqubaisi	✓	✓	✓	✓	✓	✓	✓	✓
Mr. Ahmad Obaid Humaid Almazrooei	✓	✓	✓	✓	✓	✓	✓	✓ (Via Proxy)
Mr. Abdulmajeed Ismail Ali Abdulrahim Al Fahim	✓	✓ (Via Proxy)	✓ (Via Proxy)	✓	✓	✓	✓	✓
Ms. Alia Abdulla Mohamed Almazrouei	✓ (Via Proxy)	✓ (Via Proxy)	✓ (Via Proxy)	✓ (Via Proxy)	✓ (Via Proxy)	✓ (Via Proxy)	✓ (Via Proxy)	✓
Mr. Murtadha Mohamed Sharif Alhashmi	✓	✓	✓	✓	✓	✓	✓	✓
Mr. Salah Salem Ebrahim Alsaman Alnuaimi	✓	✓	✓	✓	✓	✓	✓	✓

Number of Board resolutions by circulation issued by passing during the 2025 fiscal year, along with its meeting convention dates

N/A.

دار التمويل ش.م.ع؛ ص.ب ٧٨٧٨، أبوظبي، ا.ع.م؛ هاتف: ٩٩٩ ٦٢١٩ (٢) ٩٧١+
Finance House P.J.S.C; P.O.Box 7878, Abu Dhabi, U.A.E; Tel: +971 (2) 6219 999

شركة مساهمة عامة برأس مال وقدره ٣٠٢,٨٣٧,٧٧٠ درهم إماراتي Public Joint Stock Company and the share capital is AED 302,837,770

Confidential

4. Board of Directors and Executive Management

Mr. Khaled Abdulla Jumaa Alqubaisi

- Chairman of the Board of Directors – Non Independent/Non-Executive
- Member since 24 Dec 2009 (Closing 16 years in 2025)
- Member of Board Investment Committee (IC)

Overview

- Mr. Khaled Alqubaisi has over 20 years in various sectors, including investments, aviation industry, defense industries, information and communications technology, and clean energy. He holds a Master degree in Project Management from George Washington University and a Bachelor in Finance and Operations Management from Boston University, USA.

Joint Stock Company Memberships:

- Insurance House PJSC – Board Member

Other Appointments:

- Abu Dhabi Global Market – Board Member
- Finance House LLC – Board Member

Mr. Mohamed Abdulla Jumaa Alqubaisi

- Vice Chairman of the Board of Directors – Non Independent/Non-Executive
- Member Since Inception (Closing 21 years in 2025)
- Member of Board Nomination and Remuneration Committee
- Chairman of Board Investment Committee (IC)

Overview

- Mr. Mohamed Alqubaisi is the Founder of Finance House group of companies. He has a distinguished career as an entrepreneur as well as being a seasoned senior executive in banking and finance within the UAE, spanning over 35 years. He

دار التمويل ش.م.ع؛ ص.ب ٧٨٧٨، أبوظبي، ا.ع.م؛ هاتف: ٩٩٩ ٦٢١٩ (٢) ٩٧١+
Finance House P.J.S.C; P.O.Box 7878, Abu Dhabi, U.A.E; Tel: +971 (2) 6219 999
شركة مساهمة عامة برأس مال وقدره ٣٠٢,٨٣٧,٧٧٠ درهم إماراتي Public Joint Stock Company and the share capital is AED 302,837,770
Confidential

previously served as the Deputy Chief Executive Officer of Abu Dhabi Islamic Bank, the UAE's largest Islamic Bank at the time. Prior to that, Mr. Alqubaisi served for 10 years at National Bank of Abu Dhabi (NBAD), UAE's largest conventional bank at the time. At NBAD, and at different periods, Mr. Alqubaisi headed the bank's Domestic, International and Capital Markets businesses. He holds a Bachelor of Science from the University of Austin / Texas, USA.

Joint Stock Company Memberships:

- Insurance House PJSC – Chairman
- The National Investor Pr. JSC – Board Member
- FH Capital P.J.S – Board Member

Other Appointments:

- Finance House LLC - Chairman
- Finance House Securities LLC - Chairman
- Architectural Consulting Group LLC - Chairman
- The National Entertainment Co. LLC – Vice Chairman
- Emirates National Holdings I Person LLC – Owner
- Qtes LLC – Owner

Mr. Ahmad Obaid Humaid Almazrooei

- Member of the Board of Directors – Non Independent/Non-Executive
- Member Since Inception (Closing 21 years in 2025)
- Member of Board Investment Committee (IC)

Overview

- Mr. Ahmed Almazrooei has over 40 years' experience in investments with the last position held as Deputy Director, Alternative Investment Department- Abu Dhabi Investment Authority (ADIA).

Joint Stock Company Memberships:

- N/A

دار التمويل ش.م.ع؛ ص.ب ٧٨٧٨، أبوظبي، ا.ع.م؛ هاتف: ٩٩٩ ٦٢١٩ (٢) ٩٧١+
Finance House P.J.S.C; P.O.Box 7878, Abu Dhabi, U.A.E; Tel: +971 (2) 6219 999
شركة مساهمة عامة برأس مال وقدره ٣٠٢,٨٣٧,٧٧٠ درهم إماراتي Public Joint Stock Company and the share capital is AED 302,837,770

Confidential

دار التمويل
FINANCE HOUSE
P.J.S.C - ش.م.ع

Other Appointments:

- Finance House LLC – Board Member
- Ex-Board Member of Tunis& Emirates bank in Tunis
- Ex-Board Member of the Arab International Bank in Cairo
- Ex-Board Member in the Abu Dhabi Investment Company
- Ex-Board Member of Emirates Global Company's Corporation (EGCC)

Mr. Abdulmajeed Ismail Ali Abdulrahim Al Fahim

- Member of the Board of Directors –Independent/Non-Executive
- Member Since 9 Mar 2017 (Closing 8 years in 2025)
- Chairman of Board Audit Committee
- Chairman of Board Nomination and Remuneration Committee
- Member of Board Investment Committee (IC)

Overview

- Mr. Abdulmajeed Al Fahim has over 30 years' experience in senior management of large-scale and world-class investment and development projects. He holds a Master Degree of Business Administration in Finance from the University of Toledo in Ohio, USA.

Joint Stock Company Memberships:

- Insurance House PJSC – Board Member
- FH Capital PJS – Chairman
- Emirates National Petroleum Company Pr.JSC – Vice Chairman

Other Appointments:

- Finance House LLC – Board Member
- Al Marjan Investments and Development LLC – Chairman
- SANBAN Business Commercial Investments LLC – Chairman
- UNII ENGINEERING CONSULTANCY LLC – Chairman

دار التمويل ش.م.ع؛ ص.ب ٧٨٧٨، أبوظبي، ا.ع.م؛ هاتف: ٩٩٩ ٦٢١٩ (٢) ٩٧١+
Finance House P.J.S.C; P.O.Box 7878, Abu Dhabi, U.A.E; Tel: +971 (2) 6219 999
شركة مساهمة عامة برأس مال وقدره ٣٠٢,٨٣٧,٧٧٠ درهم إماراتي Public Joint Stock Company and the share capital is AED 302,837,770
Confidential

Ms. Alia Abdulla Mohamed Almazrouei

- Member of the Board of Directors –Independent/Non-Executive
- Member Since 22 Mar 2018 (Closing 7 years in 2025)
- Member of Board Investment Committee (IC)
- Member of the Audit Committee

Overview

- Ms. Alia Abdulla Mohamed Almazrouei with a distinguished career that bridges entrepreneurship and public service, has made significant contributions to both the private and government sectors. She has held several prominent positions within leading government institutions, demonstrating her commitment to the development of the entrepreneurial landscape in the UAE. Further, she served as the former Minister of State for Entrepreneurship, a testament to her dedication to fostering innovation and economic growth within the nation..

Joint Stock Company Memberships:

- Insurance House PJSC – Vice Chairman

Mr. Murtadha Mohamed Sharif Alhashmi

- Member of the Board of Directors –Independent/Non-Executive
- Member Since 22 Apr 2020 (Closing 5 Years in 2025)
- Member of Board Nomination and Remuneration Committee
- Member of Board Investment Committee (IC)

Overview

- Mr. Murtadha Al Hashmi served as Group CFO of Abu Dhabi National Oil Company (ADNOC) and the International Petroleum Investment Company (IPIC) and held several positions on the Board of Directors of several International Oil companies, Banks, Investment Companies, Retail and Automotive sectors. He is a Certified Public Accountant (CPA) and holds a Bachelor's degree in Accounting and Information Systems from the United Arab Emirates University.

دار التمويل ش.م.ع؛ ص.ب ٧٨٧٨، أبوظبي، ا.ع.م؛ هاتف: ٩٩٩ ٦٢١٩ (٢) ٩٧١+
Finance House P.J.S.C; P.O.Box 7878, Abu Dhabi, U.A.E; Tel: +971 (2) 6219 999
شركة مساهمة عامة برأس مال وقدره ٣٠٢,٨٣٧,٧٧٠ درهم إماراتي Public Joint Stock Company and the share capital is AED 302,837,770

Confidential

دار التمويل
FINANCE HOUSE
P.J.S.C - ش.م.ع

Joint Stock Company Memberships:

- Insurance House PJSC - Board Member

Other Appointments:

- Finance House LLC - Board Member

Mr. Salah Salem Ebrahim Alsaman Alnuaimi

- Member of the Board of Directors –Independent/Non-Executive
- Member Since 24 March 2023 (Closing 2 year 09 months in 2025)
- Member of Board Investment Committee (IC)
- Member of Board Audit Committee

Overview

- Mr. Salah Alnuaimi has a wealth of experience in portfolio management gained at Abu Dhabi Investment Authority. He is an alma mater of Hull University with a Master's degree in business administration.

Joint Stock Company Memberships:

- N/A

Other Appointments:

- Finance House LLC - Board Member

Mr. TK Raman

- Chief Executive Officer

Overview

- Mr. Raman joined Finance House in 2006 as its Chief Operating Officer. He has over 45 years of professional experience across banking, financial services, accounting and

دار التمويل ش.م.ع؛ ص.ب ٧٨٧٨، أبوظبي، ا.ع.م؛ هاتف: ٩٩٩ ٦٢١٩ (٢) ٩٧١+
Finance House P.J.S.C; P.O.Box 7878, Abu Dhabi, U.A.E; Tel: +971 (2) 6219 999
شركة مساهمة عامة برأس مال وقدره ٣٠٢,٨٣٧,٧٧٠ درهم إماراتي Public Joint Stock Company and the share capital is AED 302,837,770

Confidential

auditing, including 41 years in the UAE. Prior to joining Finance House, he held several senior executive positions with MasterCard International, UNB, National Bank of Abu Dhabi, Baker Production Services, Ernst & Young and Price Water House Coopers.

Other Appointments

- Insurance House PJSC – Board Member
- FH Capital PJS – Vice Chairman and Managing Director

5. Assessment of the Board of Directors

The annual Board assessment has been conducted by the Remuneration and Nomination Committee.

The assessment covered the overall effectiveness of the Board, its committees and members in carrying out their duties and responsibilities, including oversight, strategic guidance, and compliance with applicable legal and regulatory requirements. The evaluation also considered the Board's structure, composition, and the adequacy of its governance practices. Based on the assessment, it is confirmed that the Board continues to perform its functions effectively and in alignment with its mandated roles and responsibilities. The Board remains committed to maintaining high standards of corporate governance and ensuring ongoing effectiveness in fulfilling its obligations in accordance with applicable laws and regulations.

Regarding the committees, confirmation was obtained on the manner in which meetings are held and the mechanism for signing the minutes, and their effectiveness was affirmed.
As for general attendance, the Board and its committees held numerous and critical meetings during the year, which required taking decisive decisions. Confirmation was also obtained regarding the effectiveness of the procedures for recording members' attendance, whether in person or through a proxy.
It is worth noting that the Board is following up on the procedures for obtaining digital signatures with the management, and it is expected to begin adopting them partially in 2026.

دار التمويل ش.م.ع؛ ص.ب ٧٨٧٨، أبوظبي، ا.ع.م؛ هاتف: ٩٩٩ ٦٢١٩ (٢) ٩٧١+
Finance House P.J.S.C; P.O.Box 7878, Abu Dhabi, U.A.E; Tel: +971 (2) 6219 999
شركة مساهمة عامة برأس مال وقدره ٣٠٢,٨٣٧,٧٧٠ درهم إماراتي Public Joint Stock Company and the share capital is AED 302,837,770
Confidential

دار التمويل
FINANCE HOUSE
P.J.S.C - ش.م.ع

6. Organizational Structure and Executive Management

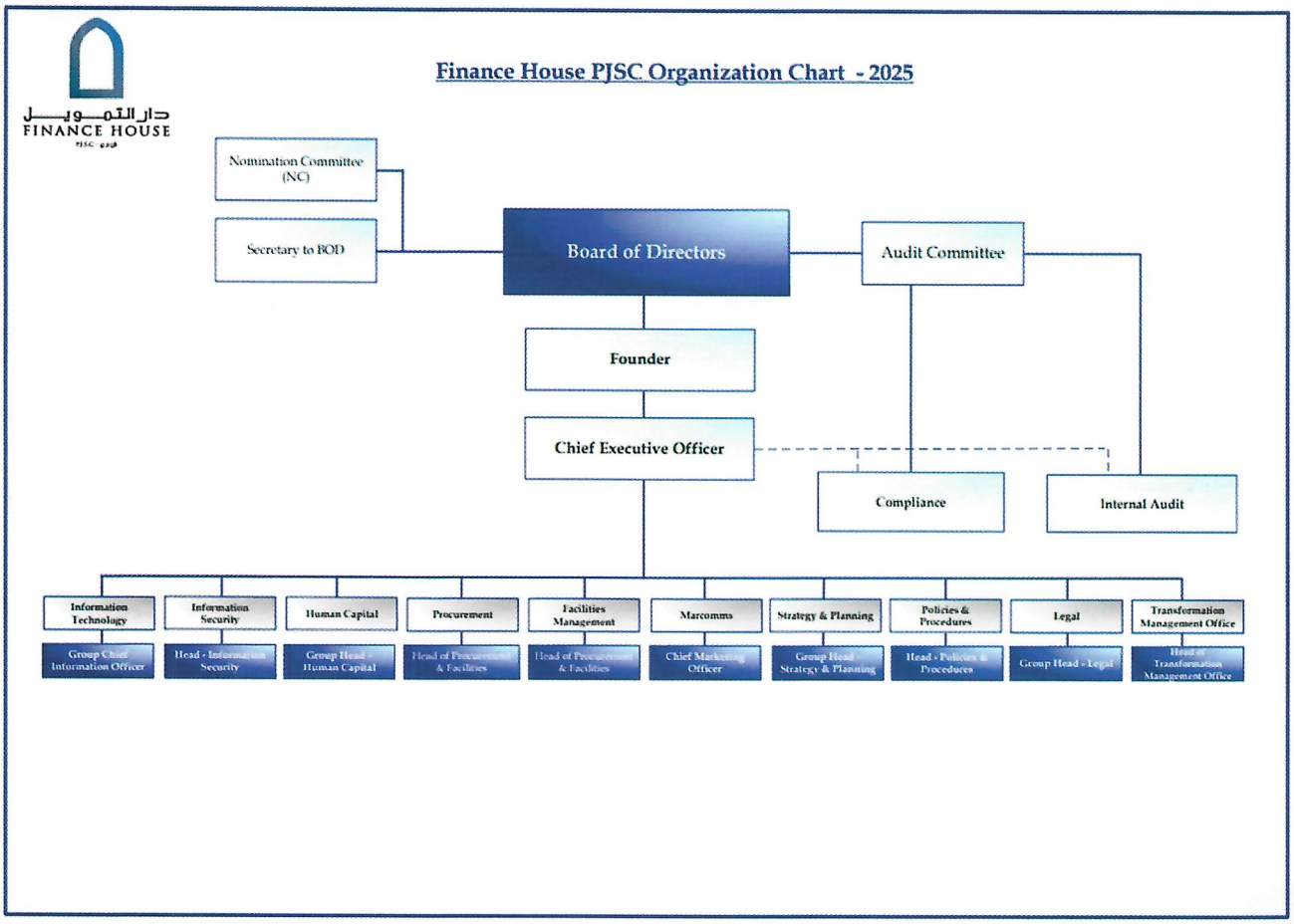

Disclosure of Executives Management Salaries and Benefits

This section provides a comprehensive overview of the company's senior management at the first- and second-levels, in accordance with the organizational structure. It outlines their positions, appointment dates, and the total annual salaries, bonuses, and other benefits paid or payable to each of them during 2025. This disclosure aims to enhance transparency and accountability regarding the company's compensation and benefits policies.

دار التمويل ش.م.ع؛ ص.ب ٧٨٧٨، أبوظبي، ا.ع.م؛ هاتف: ٩٩٩ ٦٢١٩ (٢) ٩٧١+
Finance House P.J.S.C; P.O.Box 7878, Abu Dhabi, U.A.E; Tel: +971 (2) 6219 999
شركة مساهمة عامة برأس مال وقدره ٣٠٢,٨٣٧,٧٧٠ درهم إماراتي Public Joint Stock Company and the share capital is AED 302,837,770

Confidential

Sr. No	Position	Date of Joining	Total Salaries and Allowances Paid Separately- Year 2025	Date of Appointments	Total Rewards paid for year 2025	Qualification
1	Chief Executive Officer	03-Apr-06	2,053,972.00	03-Apr-06	-	Bachelor's Degree
2	Head - Information Security	07-Feb-22	540,375.08	07-Feb-22	-	Bachelor's Degree
3	Head - Enterprise Solutions & Digital Delivery	22-Apr-24	626,704.04	22-Apr-24	-	Bachelor's Degree
4	Manager - Human Capital	02-Jan-18	416,574.74	02-Jan-18	-	Bachelor's Degree
5	Head of Procurement & Facilities	03-Mar-25	642,999.09	03-Mar-25	-	Bachelor's Degree
6	Chief Marketing Officer	12-Dec-24	889,908.10	12-Dec-24	-	Master's Degree
7	Group Head - Strategy & Planning	24-Aug-21	701,850.00	24-Aug-21	20,000.00	Master's Degree
8	Head- Policies & Procedures	05-Sep-22	420,240.00	05-Sep-22	-	Bachelor's Degree
9	Group Head of Legal	31-Jan-22	1,056,594.06	31-Jan-22	25,000.00	Bachelor's Degree
10	Head-Transformation Management	01-Aug-21	689,698.46	01-Aug-21	20,000.00	Bachelor's Degree

7. Board Committees

Introduction

Board committees play a crucial part in the decision-making process and they help support the Board in the execution of its responsibilities. These specialized committees help share the Board's workload and the detailed involvement of Board members allows them to get closer to the business, its activities and the existing control framework. Relevant matters are referred by these committees to the Board. FINANCE HOUSE PJSC board committees are:

Board Audit Committee (BAC)	The Chairperson acknowledges his responsibility for the committee system in the Company, review of its work mechanism and ensuring its effectiveness. The Board Audit Committee (BAC) ensures the quality and integrity of financial statements, and financial reporting, oversight of the Group Internal Audit function, External Auditors and other assurance providers, and assesses the effectiveness of internal control, risk management and governance systems.

دار التمويل ش.م.ع؛ ص.ب ٧٨٧٨، أبوظبي، ا.ع.م؛ هاتف: ٩٩٩ ٦٢١٩ (٢) ٩٧١+
Finance House P.J.S.C; P.O.Box 7878, Abu Dhabi, U.A.E; Tel: +971 (2) 6219 999
Public Joint Stock Company and the share capital is AED 302,837,770 شركة مساهمة عامة برأس مال وقدره ٣٠٢,٨٣٧,٧٧٠ درهم إماراتي
Confidential

The BAC consists of three (3) non-executive independent members of the Board. The BAC collectively possesses sufficient knowledge and relevant industry experience on audit, risk management, regulatory compliance, governance, controls, information security and technology.

The BAC is responsible for overseeing the Group's processes and controls on financial reporting and disclosures, internal control system, governance and risk management framework, Group Internal Audit function, appointment and performance of statutory External Auditor.

In 2025, the BAC met four times noting that no financial rewards or allowances were paid for attending the BAC meetings.

Name	30/04/2025	30/07/2025	18/11/2025	30/12/2025
Mr. Abdulmajeed Ismail Alfahim	P	P	P	P
Mr. Salah Salem Alnuaimi	P	P	P	P
Mrs. Alia Abdulla Al Mazroui	A	A	P	P

The Committee's activities in 2025:

The BAC was briefed on the achievements and contributions of the Group Internal Audit function including important approvals and other discussions.

The Audit Committee, being composed of members from the Board of Directors, diligently reviews all interim financial reports and the annual financial statements on an ongoing basis. This continuous oversight ensures that key matters related to the financial statements are thoroughly considered and appropriately addressed.

The independence and effectiveness of the external audit process are evaluated annually by the Audit Committee. This evaluation includes a review of the audit firm's performance, quality of service, and adherence

دار التمويل ش.م.ع؛ ص.ب ٧٨٧٨، أبوظبي، ا.ع.م؛ هاتف: ٩٩٩ ٦٢١٩ (٢) ٩٧١+
Finance House P.J.S.C; P.O.Box 7878, Abu Dhabi, U.A.E; Tel: +971 (2) 6219 999
شركة مساهمة عامة برأس مال وقدره ٣٠٢,٨٣٧,٧٧٠ درهم إماراتي Public Joint Stock Company and the share capital is AED 302,837,770

Confidential

	to relevant regulatory standards. The Audit Committee follows a structured procedure for appointing or reappointing the external auditor, which includes assessing their qualifications, experience, and independence. Based on the comprehensive evaluation, the Audit Committee makes a recommendation to the Board of Directors regarding the appointment, reappointment, or dismissal of the external auditor. In the event that the Board of Directors does not accept the Audit Committee's recommendation, the Committee ensures that the rationale for the Board's decision is thoroughly documented and discussed. To maintain the external auditor's independence, the Audit Committee carefully reviews and approves any non-audit services provided by the external auditor, in line with applicable regulations and best practices. The Committee ensures that the scope of such services does not impair the objectivity or independence of the external audit process. The Head of the Internal Audit Department provides a detailed summary of all outstanding and overdue issues, categorized by risk levels (Critical, High, and Medium). This summary is presented as a separate agenda item at each Audit Committee meeting for review, discussion, and formal acknowledgment. Additionally, corrective action plans addressing all reported audit issues are outlined and included in the Individual Internal Audit report, which is circulated to the Audit Committee for their review.
Remuneration and Nomination Committee (NC)	The Chairperson acknowledges his responsibility for the committee system in the Company, review of its work mechanism and ensuring its effectiveness. The RNC oversees the composition of the Board of Directors and succession planning for Finance House PJSC Executive Management and review the Board of Directors structure and submitting recommendations regarding the changes that may be made. The RNC comprises of three (3) non-executive board members. The RNC met one time during 2025 with full quorum of all its members, and no financial rewards or allowances are paid for attending the meeting.

دار التمويل ش.م.ع؛ ص.ب ٧٨٧٨، أبوظبي، ا.ع.م؛ هاتف: ٩٩٩ ٦٢١٩ (٢) ٩٧١+
Finance House P.J.S.C; P.O.Box 7878, Abu Dhabi, U.A.E; Tel: +971 (2) 6219 999
شركة مساهمة عامة برأس مال وقدره ٣٠٢,٨٣٧,٧٧٠ درهم إماراتي Public Joint Stock Company and the share capital is AED 302,837,770

Confidential

Investment Committee (IC)	The Chairperson acknowledges his responsibility for the committee system in the Company, review of its work mechanism and ensuring its effectiveness. The IC established in May 2024 as an optional permanent committee to discuss potential investments of Finance House PJSC in detail. The IC comprises of seven (7) Non-Executive Board members. The Committee has not met during 2025, and all investment-nature decisions were taken at the level of the Board of Directors. No financial rewards or allowances are paid for attending the meetings. Further, under the Board's earlier directive, the Company successfully converted most of their invested assets into cash and cash equivalents to shore up liquidity. The Board has recently approved redeployment of excess liquidity in selective high grade equities and bonds in line with its carefully curated Investment Strategy. It is to be noted that the Investment and Credit Committee (ICC) has been dissolved for lack of purpose post the variation of the company's activity which does not include "credit". On the same subject matter, the BRMC has ceased operating since the change of the activities of the company, noting that the company's compliance, risk, and audit functions have in place a robust risk management systems and streamlined processes across the organization to mitigate any risk.
Committee for Monitoring and Supervising the Transactions of Stakeholders:	The function of supervising the insiders' is being monitored by several functions in the organization such as the Investor Relations, Legal, Human Capital, and Compliance under the supervision of the Chief Executive Officer, who shall report any significant incident to the Board. It is ensured that the list of the Insiders is kept up to date and the regulatory authority is updated of any change. On that note, the Board is satisfied that this mission is being carried out efficiently and hence, the need to have a separate committee is found to be not substantiated.

Charters

دار التمويل ش.م.ع؛ ص.ب ٧٨٧٨، أبوظبي، ا.ع.م؛ هاتف: ٩٩٩ ٦٢١٩ (٢) ٩٧١+
Finance House P.J.S.C; P.O.Box 7878, Abu Dhabi, U.A.E; Tel: +971 (2) 6219 999
Public Joint Stock Company and the share capital is AED 302,837,770 شركة مساهمة عامة برأس مال وقدره ٣٠٢,٨٣٧,٧٧٠ درهم إماراتي
Confidential

دار التمويل
FINANCE HOUSE
P.J.S.C - ش.م.ع

The charters are included in FINANCE HOUSE PJSC Corporate Governance Framework. The charters provide details of the roles and responsibilities of each of the committees along with the frequency of meetings, quorum requirements for each committee, membership details and the Chair, Vice-Chair and Secretary of the Committee.

Board Committee Membership

Membership details of the Board Committees are set out below:

Name	IC	Audit	RNC
Mr. Khaled Abdulla Jumaa Alqubaisi	Member	-	-
Mr. Mohamed Abdulla Jumaa Alqubaisi	Chairman	-	Member
Mr. Ahmad Obaid Humaid Al Mazrooei	Member	-	-
Mr. Abdulmajeed Ismail Ali Abdulrahim Alfahim	Member	Chairman	Chairman
H.E. Alia Abdulla Mohamed AlMazrouei	Member	Member	-
Mr. Murtadha Mohamed Sharif Alhashmi	Member		Member
Mr. Salah Salem Ebrahim Alsaman Alnuaimi	Member	Member	-

Statement of the tasks and powers of the Board of Directors carried out by a member of the Board or the Executive Management during 2025 based on a delegation from the Board, specifying the duration and validity of the delegation according to the following table:

No.	Name of the delegated person	Delegation validity	Delegation duration
1	Khaled Abdulla Jumaa Karam Alqubaisi	December 2025	3 Years Power of Attorney
2	Mohamed Abdulla Jumaa Alqubaisi	December 2025	3 Years Power of Attorney
3	Mohamed Abdulla Jumaa Alqubaisi	For the period of 2025	Delegation on finalizing the special resolution on providing Insurance House with a Shareholders Guarantee of AED 100 Million. A

دار التمويل ش.م.ع؛ ص.ب ٧٨٧٨، أبوظبي، ا.ع.م؛ هاتف: ٩٩٩ ٦٢١٩ (٢) ٩٧١+
Finance House P.J.S.C; P.O.Box 7878, Abu Dhabi, U.A.E; Tel: +971 (2) 6219 999
شركة مساهمة عامة برأس مال وقدره ٣٠٢,٨٣٧,٧٧٠ درهم إماراتي Public Joint Stock Company and the share capital is AED 302,837,770
Confidential

دار التمويل
FINANCE HOUSE
P.J.S.C - ش.م.ع

			delegation to finalize the necessary papers.
4	Mohamed Abdulla Jumaa Alqubaisi	2025	Special Resolution to amend the AOA for which the Vice Chairman was delegated to finalize the formalities.
5	Mohamed Abdulla Jumaa Alqubaisi	2024-2025	Project Aton – Establishing a company and sign on establishing papers.

Statement of details of transactions carried out with relevant parties (stakeholders) during 2025, including the following:

No	Statement of the relevant party	Explanation of the nature of the relationship	Transaction type	Transaction volume
1	F H CAPITAL PJS	Advisory and management expense	Commercial	(1,250,000.00)
2	FINANCE HOUSE LLC	Interest expense	Commercial	(36,737,209.63)
3	FINANCE HOUSE LLC	SUKUK Expense	Commercial	(423,000.00)
4	INSURANCE HOUSE PJSC	SUKUK Expense	Commercial	(606,000.00)
5	F H CAPITAL PJS	SUKUK Expense	Commercial	(671,000.00)
6	Talent Management Services LLC	Manpower Services Expense	Commercial	(3,576,603.28)
7	INSURANCE HOUSE PJSC	Insurance Premium Paid	Commercial	(1,376,954.54)
8	FINANCE HOUSE LLC	SLA income	Commercial	24,000,000.00
9	INSURANCE HOUSE PJSC	SLA income	Commercial	6,000,000.00
10	F H CAPITAL PJS	SLA income	Commercial	300,000.00
11	Finance House Securities Co. LLC	SLA income	Commercial	500,000.00
12	Finance House Securities Co. LLC	Rental income	Commercial	225,000.00

دار التمويل ش.م.ع؛ ص.ب ٧٨٧٨، أبوظبي، ا.ع.م؛ هاتف: ٩٩٩ ٦٢١٩ (٢) ٩٧١+
Finance House P.J.S.C; P.O.Box 7878, Abu Dhabi, U.A.E; Tel: +971 (2) 6219 999
شركة مساهمة عامة برأس مال وقدره ٣٠٢,٨٣٧,٧٧٠ درهم إماراتي Public Joint Stock Company and the share capital is AED 302,837,770
Confidential

دار التمويل
FINANCE HOUSE
P.J.S.C - ش.م.ع

8. External Auditor

External Auditor Appointment and Fees:

Grant Thornton Audit and Accounting Limited (Grant Thornton UAE), one of the top 10 audit firms worldwide, was approved to be the external auditor for auditing and reviewing the financial statements of the Company at the Annual General Assembly meeting held on 23/04/2025 for a total fees of AED 208,700.00 per annum until the end of the financial year 31/12/2025.

Name of the partner auditor	Samer Hijazi
Number of years served as an external auditor for the Company	3 Years
The number of years that the partner auditor spent auditing the company's accounts	3 Years
Total fees for auditing the financial statements of 2025(AED)	AED 208,700.00
Fees and costs of the special services other than auditing the financial statements for 2025 (AED), if any, and in case of absence of any other fees, this shall be expressly stated.	Nil
Details and nature of other services provided (if any). If there are no other services, this matter shall be stated expressly.	Nil
A statement of any reservations expressed in the interim and annual financial statements for 2025. If none, this must be expressly stated.	The external auditors have expressed the below qualified opinion in the interim and annual financial statements for 2025: "The Group's investment in Empay LLC, an investment in associate accounted for using the equity method, is carried at AED 34,450 thousand on the consolidated statement of financial position as at 31 December 2025. We

دار التمويل ش.م.ع؛ ص.ب ٧٨٧٨، أبوظبي، ا.ع.م؛ هاتف: ٩٩٩ ٦٢١٩ (٢) ٩٧١+
Finance House P.J.S.C; P.O.Box 7878, Abu Dhabi, U.A.E; Tel: +971 (2) 6219 999
شركة مساهمة عامة برأس مال وقدره ٣٠٢,٨٣٧,٧٧٠ درهم إماراتي Public Joint Stock Company and the share capital is AED 302,837,770
Confidential

	were unable to obtain sufficient appropriate audit evidence on the carrying amount of the Group's investment in Empay LLC as at 31 December 2025, the Group's share of Empay LLC's results for the year and related disclosures because there was no financial information available for Empay LLC. Consequently, we were unable to determine whether any adjustments to these amounts were necessary.
This matter is explicitly stated. Statement of the other services performed by an external auditor other than the Company's auditor in 2025 (if any). In the absence of another external auditor	No services were provided by any other external auditor during 2025 other than Grant Thornton UAE.

9. Business Ethics & Transparency

Business Ethics

In addition to the Board Code of Conduct, Finance House P.J.S.C. has a comprehensive employee Code of Conduct that applies to directors, employees and subsidiaries of Finance House P.J.S.C. The Code of Conduct defines inappropriate behaviour and the process and outcomes for the identification and reporting of such behaviour. To ensure effective understanding and implementation of our codes of conduct and other compliance requirements, we have dedicated help desks and compliance team that employees can engage with to answer questions. Any person who fails to comply with the Code and all applicable laws is subject to disciplinary measures that commensurate with the level of breach.

Finance House P.J.S.C. has a number of functions committed to engagement and communication with external stakeholders. These include Investor Relations, Corporate Communications, Regulatory Compliance and Corporate Governance. In addition, internal transparency and disclosure is considered from operational, ethical and regulatory

دار التمويل ش.م.ع؛ ص.ب ٧٨٧٨، أبوظبي، ا.ع.م؛ هاتف: ٩٩٩ ٦٢١٩ (٢) ٩٧١+
Finance House P.J.S.C; P.O.Box 7878, Abu Dhabi, U.A.E; Tel: +971 (2) 6219 999
شركة مساهمة عامة برأس مال وقدره ٣٠٢,٨٣٧,٧٧٠ درهم إماراتي Public Joint Stock Company and the share capital is AED 302,837,770
Confidential

perspectives, ensuring that staff are aware of Finance House P.J.S.C. developments, strategies, risks and their personal responsibilities and duties, whilst protecting customer and personal data confidentiality, sensitive information and confidential commercial information. These are embedded in the Employee Code of Conduct and Finance House P.J.S.C. systems.

Stakeholders, both internal and external to Finance House P.J.S.C. also have access to a Whistleblowing helpline that provides an independent and secure means for stakeholders to raise concerns or complaints regarding irregularities, suspected fraud and other alleged wrongful conduct in a confidential manner without fear of retaliation. This strengthens our culture of transparency and trust within Finance House P.J.S.C. Our supporting policy provides guidance on when to blow the whistle and explains the mechanisms for reporting a concern, and how that concern will be investigated. The helpline is confidential and independent to ensure the protection of whistleblowers.

Transparency

As matter of transparency, FINANCE HOUSE PJSC would like to disclose the following fundamental financial information & remunerations:

Transactions equal to 5% or more of the share capital:

No.	Statement of the related parties	Clarifying the nature of the relationship	Type of transaction	Value of transaction in AED (000)
1	FINANCE HOUSE Securities LLC	Subsidiary	Loan & Advances	0
2	FH Capital PJS	Subsidiary	Deposit	0
3	Insurance House PJSC	Subsidiary	Deposit	0
4	FINANCE HOUSE LLC	Subsidiary	Deposit	0
5	FINANCE HOUSE LLC	Subsidiary	Loan & Advances	0

دار التمويل ش.م.ع؛ ص.ب ٧٨٧٨، أبوظبي، ا.ع.م؛ هاتف: ٩٩٩ ٦٢١٩ (٢) ٩٧١+
Finance House P.J.S.C; P.O.Box 7878, Abu Dhabi, U.A.E; Tel: +971 (2) 6219 999
Public Joint Stock Company and the share capital is AED 302,837,770 ٣٠٢,٨٣٧,٧٧٠ درهم إماراتي شركة مساهمة عامة برأس مال وقدره
Confidential

10. Internal Control System

The Board of Directors oversees the Internal Control System at Finance House PJSC and has implemented various processes and procedures to ensure its effectiveness. The audit and compliance functions are integral part of the internal control system; yet they operate independently to maintain impartiality and strengthen governance.

The internal control system continuously evaluates the effectiveness of controls, ensuring they function as intended. It also monitors whether Management has taken action to address any identified deficiencies and weaknesses. In 2025, Internal Control did not encounter any significant issues within the Company.

Internal Audit

Finance House's internal audit function is managed by Mr. Mohammad Inam Ikram- Head of Internal Audit since October 2024. He holds a bachelor's degree in accounting from Oxford Brooks University, UK and is Certified Internal Auditor (CIA-USA). His other professional qualification includes Association of Chartered Certified Accountant (ACCA, UK) and Certified Practicing Accountant (Australia).

Mr. Mohammad Inam is responsible for reporting the internal audit function's findings to the Senior Management and to the Audit Committee on a regular basis and during 2025, the internal Audit Department issued 8 reports

Compliance

Finance House's Compliance is responsible for ensuring that all relevant and regulations are adhered to. The Compliance function consist of following personnel: Mr. Ghassan Mouzawak, who holds an MBA and the CAMS certification coupled with over 27 years of experience in the Banking sector between Compliance and Internal Audit was assigned by the Board of Directors on 11 July 2023 as the Head of Compliance for Finance House PJSC until October 2025 and was granted sufficient independence to perform his duties as requested.

11. Violations committed during financial year 2025.

Finance House PJSC did not commit any material violations during the year 2025.

دار التمويل ش.م.ع؛ ص.ب ٧٨٧٨، أبوظبي، ا.ع.م؛ هاتف: ٩٩٩ ٦٢١٩ (٢) ٩٧١+
Finance House P.J.S.C; P.O.Box 7878, Abu Dhabi, U.A.E; Tel: +971 (2) 6219 999
شركة مساهمة عامة برأس مال وقدره ٣٠٢,٨٣٧,٧٧٠ درهم إماراتي Public Joint Stock Company and the share capital is AED 302,837,770
Confidential

دار التمويل
FINANCE HOUSE
P.J.S.C - ش.م.ع

12. Company's contributions during 2025 toward the local community development and environmental conservation

The company has not made any cash and in-kind contributions during 2025.

13. General Information

Statement of the company share price in the market (closing price, highest price, and lowest price) at the end of each month during the fiscal year 2025.

Date	Opening Price AED	Low AED	High AED	Closing Price AED
12/31/2025	2.15	2.15	2.15	2.15
11/28/2025	2.19	2.19	2.19	2.19
10/31/2025	2.2	2.2	2.2	2.2
9/30/2025	2.2	2.2	2.2	2.2
8/29/2025	2.2	2.2	2.2	2.2
7/31/2025	2.2	2.2	2.2	2.2
6/30/2025	2.2	2.2	2.2	2.2
5/30/2025	2.3	2.3	2.3	2.3
4/30/2025	2.09	2.09	2.29	2.29
3/28/2025	2.29	2.29	2.29	2.29
2/28/2025	2.29	2.29	2.29	2.29
1/31/2025	2.29	2.29	2.29	2.29

دار التمويل ش.م.ع؛ ص.ب ٧٨٧٨، أبوظبي، ا.ع.م؛ هاتف: ٩٩٩ ٦٢١٩ (٢) ٩٧١+
Finance House P.J.S.C; P.O.Box 7878, Abu Dhabi, U.A.E; Tel: +971 (2) 6219 999
شركة مساهمة عامة برأس مال وقدره ٣٠٢,٨٣٧,٧٧٠ درهم إماراتي Public Joint Stock Company and the share capital is AED 302,837,770

Confidential

دار التمويل
FINANCE HOUSE
P.J.S.C - ش.م.ع

Statement of the comparative performance of the company share with the general market index and the sector index to which the company belongs during 2025

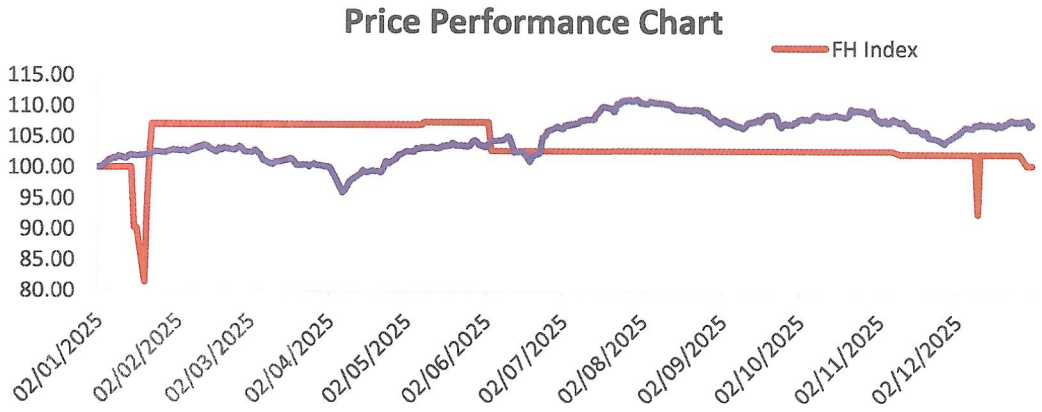

Statement of the distribution of shareholder ownership as of 31/12/2025 (individuals, companies, governments) classified as follows: local, Gulf, Arab, and foreign.

No.	Shareholder classification	Percentage of owned shares
		Total
1	UAE Nationals	77.32%
2	GCC Ownership	0.10%
3	Foreign Ownership	22.37%
4	Arab Countries	0.22%
5	Total	100%

Statement of shareholders who own 5% or more of the company's capital as of 31/12/2025 according to the following table:

دار التمويل ش.م.ع؛ ص.ب ٧٨٧٨، أبوظبي، ا.ع.م؛ هاتف: ٩٩٩ ٦٢١٩ (٢) ٩٧١+
Finance House P.J.S.C; P.O.Box 7878, Abu Dhabi, U.A.E; Tel: +971 (2) 6219 999
شركة مساهمة عامة برأس مال وقدره ٣٠٢,٨٣٧,٧٧٠ درهم إماراتي Public Joint Stock Company and the share capital is AED 302,837,770
Confidential

دار التمويل
FINANCE HOUSE
P.J.S.C - ش.م.ع

No.	Name	Number of owned shares	Percentage of shares owned in the company's capital
1	Gulf National Development Center LLC	44,327,579	14.6374%
2	Mohamed Abdulla Jumaa Alqubaisi	36,135,076	11.9321%
3	Bloom Universal FZCO LLC	31,316,814	10.3411%
4	Finance House PJSC	30,284,579	10.0002%
5	GNCD International Inc.	26,435,994	8.7294%
6	Visualize Media LLC	22,780,000	7.5221%
7	Mohammed bin Ahmed bin Saeed Al Qasimi	19,312,015	6.37702%

Statement of shareholders distribution according to the volume of ownership as of 31/12/2025 according to the following table:

No.	Ownership of the shares (share)	Number of shareholders	Number of owned shares	Percentage of shares owned from the capital
1	Less than 50,000	1591	2,873,631	0.9489%
2	From 50,000 to less than 500,000	111	20,680,994	6.8290%
3	From 500,000 to less than 5,000,000	31	41,924,697	13.8439%
4	More than 5,000,000	9	237,358,448	78.378%

دار التمويل ش.م.ع؛ ص.ب ٧٨٧٨، أبوظبي، ا.ع.م؛ هاتف: ٩٩٩ ٦٢١٩ (٢) ٩٧١+
Finance House P.J.S.C; P.O.Box 7878, Abu Dhabi, U.A.E; Tel: +971 (2) 6219 999
شركة مساهمة عامة برأس مال وقدره ٣٠٢,٨٣٧,٧٧٠ درهم إماراتي Public Joint Stock Company and the share capital is AED 302,837,770
Confidential

دار التمويل
FINANCE HOUSE
P.J.S.C - ش.م.ع

Name and Contact Information of the investor relations officer:

Name of investor relations officer: Mr. Ahmed Hassan

Contact information with the Investor Relations Officer (email, phone, mobile, fax)

- **Mail: ahmed.hassan@fh.ae**
- **Phone: +97126194313**
- **Mobile: +971501687441**
- **Fax: +97126194499**

- **The electronic link to the investor relations page on the company's website:** https://www.financehouse.ae/en/securities-services/share-registrar-unit/

Statement of special resolutions presented at the General Assembly held during 2025 and the actions taken in this regard.

Special Resolution: The Shareholders approved and ratified the amendment of the Articles of Association, and consequently the General Assembly approved the amendment with respect to articles 7 and 17, and it further agreed to delegate Mr. Mr. Mohamed Abdulla Jumaa Alqubaisi, EID No. 784-1964-1309527-2, -with a right of sub-delegation- with all the necessary powers to execute and effect the above special resolution before the competent authorities, to obtain all the approvals (if any) of the competent and regulatory authorities to implement this special resolution, and authorize him to sign on and authenticate the amended articles of association, and all relevant documents, and to pay the required fees before all competent authorities, local or federal, and the Notary in implementation of the above mentioned resolution.

Special Resolution: The shareholders approved and ratified the Board's recommendation on the adjustment of the accumulated losses of AED 55,677,000 (Fifty Five Million Six Hundred Seventy Seven Thousand) against the positive Statutory Reserve of the Company.

Further, the Shareholders authorized the Board, and/or the Vice Chairman, Mr. Mohamed Abdulla Jumaa Alqubaisi, EID No. 784-1964-1309527-2, -jointly or singly with a right of sub-delegation- with all the necessary powers to execute and effect this special resolution, before and by the competent authorities, obtain all the necessary approvals (if any) of the competent authorities and the regulatory authorities to implement this resolution and authorize him to sign and authenticate all documents before all competent authorities, local or federal, and the Notary with respect to the implementation of the above mentioned resolution.

دار التمويل ش.م.ع؛ ص.ب ٧٨٧٨، أبوظبي، ا.ع.م؛ هاتف: ٩٩٩ ٦٢١٩ (٢) ٩٧١+
Finance House P.J.S.C; P.O.Box 7878, Abu Dhabi, U.A.E; Tel: +971 (2) 6219 999
شركة مساهمة عامة برأس مال وقدره ٣٠٢,٨٣٧,٧٧٠ درهم إماراتي Public Joint Stock Company and the share capital is AED 302,837,770

Confidential

Special Resolution: The Shareholders approved the Related Parties Transactions as follows:

a. Issuance of a Principal Shareholder Guarantee in an amount not exceeding One Hundred (100) million as part of the Insurance House PJSC' Revised Recovery plan, and delegating the Board of Directors to finalize the guarantee format and negotiate the same with the Central Bank of the UAE, and to adopt its final version.

The Meeting's Chair further confirmed that the Company shall exert its best endeavors to reach a principal Shareholder's Guarantee format which is fair to its shareholders in the first place, while taking into consideration that the Company is a principal shareholder in Insurance House PJSC, and the latter's financial position and its recovery has an impact on us.

b. To subscribe and underwrite any potential capital increase program, Insurance House PJSC seeks subject to regulatory approvals, based on the disclosure made by Insurance House PJSC in this regard.

The Meeting's Chair further confirmed that pursuant to the disclosure of Insurance House PJSC with respect to the possibility of commencing a capital increase program, Finance House PJSC shall be interested in subscribing and/or underwriting as the case may be. Noting that any other matter requiring special approval from the general assembly shall be presented to the shareholders accordingly.
The Shareholders approved the above special resolutions (a. and b.) and further authorized the Board and/or the Vice Chairman, Mr. Mohamed Abdulla Jumaa Alqubaisi, EID No. 784-1964-1309527-2 -jointly or singly with a right of sub-delegation- with all the necessary powers to execute and effect the above special resolutions before the competent authorities, to obtain all the approvals (if any) of the competent and regulatory authorities to implement these special resolutions, and authorize him to sign and authenticate all documents before all competent authorities, local or federal, and the Notary in implementation of the above mentioned resolutions.

Name of the rapporteur of the Board of Directors' meetings and date of appointment:

Fatima Ayad Rauf Jamaluddin. Appointed on 14 February 2022 at the Meeting Number 01/2022.

دار التمويل ش.م.ع؛ ص.ب ٧٨٧٨، أبوظبي، ا.ع.م؛ هاتف: ٩٩٩ ٦٢١٩ (٢) ٩٧١+
Finance House P.J.S.C; P.O.Box 7878, Abu Dhabi, U.A.E; Tel: +971 (2) 6219 999
شركة مساهمة عامة برأس مال وقدره ٣٠٢,٨٣٧,٧٧٠ درهم إماراتي Public Joint Stock Company and the share capital is AED 302,837,770
Confidential

دار التمويل
FINANCE HOUSE
P.J.S.C - ش.م.ع

A detailed statement of the material events and important disclosures that the company encountered during 2025.

No Material events occurred except for the disclosure highlighting the receipt of a subsidiary of a Financial Services Permission from the Financial Services Regulatory Authority (FSRA) on 09 April 2025. Further, the establishment of a new subsidiary on 28 April 2025 was disclosed, and report on accumulated losses on 27 May 2025, and the disclosure. Other disclosures were related party disclosures enumerated in the respective section.

A statement of the deals made by the company with related parties during 2025 that equate to 5% or more of the company's capital:

Approved by the shareholders through a Special Resolution:

a. Issuance of a Principal Shareholder Guarantee in an amount not exceeding One Hundred (100) million as part of the Insurance House PJSC' Revised Recovery plan, and delegating the Board of Directors to finalize the guarantee format and negotiate the same with the Central Bank of the UAE, and to adopt its final version.

b. To subscribe and underwrite any potential capital increase program, Insurance House PJSC seeks subject to regulatory approvals, based on the disclosure made by Insurance House PJSC in this regard.

The Shareholders approved the above special resolutions (a. and b.) and further authorized the Board and/or the Vice Chairman, Mr. Mohamed Abdulla Jumaa Alqubaisi, EID No. 784-1964-1309527-2 -jointly or singly with a right of sub-delegation- with all the necessary powers to execute and effect the above special resolutions before the competent authorities, to obtain all the approvals (if any) of the competent and regulatory authorities to implement these special resolutions, and authorize him to sign and authenticate all documents before all competent authorities, local or federal, and the Notary in implementation of the above mentioned resolutions

دار التمويل ش.م.ع؛ ص.ب ٧٨٧٨، أبوظبي، ا.ع.م؛ هاتف: ٩٩٩ ٦٢١٩ (٢) ٩٧١+
Finance House P.J.S.C; P.O.Box 7878, Abu Dhabi, U.A.E; Tel: +971 (2) 6219 999
شركة مساهمة عامة برأس مال وقدره ٣٠٢,٨٣٧,٧٧٠ درهم إماراتي Public Joint Stock Company and the share capital is AED 302,837,770
Confidential

دار التمويل
FINANCE HOUSE
P.J.S.C - ش.م.ع

Statement of the percentage of nationalization in the company by the end of 2022, 2023, 2024 and,2025 (excluding workers for companies operating in the contracting field)

Year	2025	2024	2023	2022
% of Emiratis in the company	5%	3%	2%	5%

12. Statement of the innovative projects and initiatives that the company has undertaken or is currently developing during 2025

No.	Event or Campaign	Event or Campaign overview	Campaign start date	Campaign end date	Communication channels	Campaign Cost
1	Finance House launched eco-friendly thermoses	The organization has replaced single-use plastic water bottles with environmentally friendly thermoses throughout the entity.	15-Jan-25	15-Jan-25	Distribution of Thermoses to our staff and customers/clients/external parties	AED38,041
2	Blood Donation	Organized a blood donation day in support of the Abu Dhabi Health Services campaign	20-Feb-25	20-Feb-25	Staff Announcement and Social Media Post	AED2,205
3	Ramadan Staff Suhoor 2025	The Suhoor is a formal employee gathering organized exclusively for Finance House staff during the holy month of Ramadan. This gathering serves as an opportunity to strengthen professional relationships, enhance team cohesion, and foster a sense of unity among employees outside the regular work environment. It also reflects the organization's appreciation for its staff and its commitment to promoting a positive and inclusive workplace culture	20-Mar-25	20-Mar-25	Staff event	AED120,100

دار التمويل ش.م.ع؛ ص.ب ٧٨٧٨، أبوظبي، ا.ع.م؛ هاتف: ٩٩٩ ٦٢١٩ (٢) ٩٧١+
Finance House P.J.S.C; P.O.Box 7878, Abu Dhabi, U.A.E; Tel: +971 (2) 6219 999
شركة مساهمة عامة برأس مال وقدره ٣٠٢,٨٣٧,٧٧٠ درهم إماراتي Public Joint Stock Company and the share capital is AED 302,837,770
Confidential

		during significant cultural and religious occasions.				
4	Ras Al Khaimah's Valley Clean Up Campaign	Finance House has partnered with Ras Al Khaimah's Public Services Department to support initiatives aimed at creating a greener future. This collaboration reflects our dedication to environmental sustainability and fostering meaningful partnerships for a healthier, more sustainable future.	29-Jan-25	29-Jan-25	Staff Announcement, Press Release and Social Media Post	AED43,831
5	World Water Day	In recognition of World Water Day, Finance House P.J.S.C. marked the occasion by sharing awareness on the urgent need to protect glaciers, one of the planet's most vital freshwater sources. Through this awareness initiative, the organization emphasized the importance of environmental consciousness and collective responsibility in safeguarding critical natural resources for future generations.	22-Mar-25	22-Mar-25	Staff Announcement and Social Media Post	AED0.00
6	Earth Hour	Participated to the world Earth Hour Day. Branches have turned off the lights for an hour during the earth hour day	22-Mar-25	22-Mar-25	Staff Announcement and Social Media Post	AED0.00
7	Iftar Meal Box Distribution	This initiative reflects our dedication to giving back to the community during the blessed month of Ramadan. By providing meals to those in need, we offer not just sustenance but also hope and support, embodying the values of compassion, unity, and generosity. Together, we	28-Mar-25	28-Mar-25	Staff Announcement and Social Media Post	AED 5,685.75

دار التمويل ش.م.ع؛ ص.ب ٧٨٧٨، أبوظبي، ا.ع.م؛ هاتف: ٩٩٩ ٦٢١٩ (٢) ٩٧١+
Finance House P.J.S.C; P.O.Box 7878, Abu Dhabi, U.A.E; Tel: +971 (2) 6219 999
شركة مساهمة عامة برأس مال وقدره ٣٠٢,٨٣٧,٧٧٠ درهم إماراتي Public Joint Stock Company and the share capital is AED 302,837,770

Confidential

		continue to make a meaningful impact in the lives of others.				
8	Supporting Art and Artist Mural Painting	As part of its commitment to cultural engagement and creative expression, Finance House P.J.S.C. supported the execution of a mural art at its Head Office, transforming a once-blank wall into a vibrant visual statement. Created by a graffiti artist with a distinct creative vision, the artwork reflects themes of growth, energy and optimism. More than a decorative element, the mural serves as a source of inspiration for employees and visitors alike, fostering a dynamic and engaging workplace environment.	28-Apr-25	28-Apr-25	Staff communication	AED 6,500
9	Supporting Youth Achieveme nt: Fatima Al Awadhi's	Finance House P.J.S.C. supported Fatima Al Awadhi in her remarkable journey to become the youngest Emirati to summit Mount Elbrus, Europe's highest peak. Her achievement reflects determination, resilience and national pride. By sharing her story of perseverance and growth, the initiative highlights the importance of empowering young talent to pursue ambitious goals and break new ground.	07-Jul-25	07-Jul-25	Staff annoucment & Social media post	AED 11,864
10	Health Checkup day	Finance House P.J.S.C. organized a Health Check-Up Day as part of its ongoing commitment to employee wellbeing and preventive care. The initiative provided team members with convenient access to essential health screenings, reinforcing the	01-Jul-25	01-Jul-25	Staff Announcement and Social Media Post	AED0.00

دار التمويل ش.م.ع؛ ص.ب ٧٨٧٨، أبوظبي، ا.ع.م؛ هاتف: ٩٩٩ ٦٢١٩ (٢) ٩٧١+
Finance House P.J.S.C; P.O.Box 7878, Abu Dhabi, U.A.E; Tel: +971 (2) 6219 999
Public Joint Stock Company and the share capital is AED 302,837,770 شركة مساهمة عامة برأس مال وقدره ٣٠٢,٨٣٧,٧٧٠ درهم إماراتي
Confidential

		importance of proactive health management.				
11	UAE National Day	Finance House P.J.S.C. marked UAE National Day with a traditional event. The occasion was enriched by a captivating traditional dance performance, showcasing the cultural vibrancy of the UAE. Employees enjoyed the atmosphere in beautifully arranged tents, where they had the chance to explore Emirati arts and crafts, along with savouring delicious delicacies like "Reqaq" and "Luqeimat," catered by a local Emirati entrepreneur in our support local small entrepreneurs.	Nov-25	Nov-25	Staff Announcement and Social Media Post	AED68,250
12	Staff Trainings	Our commitment to ongoing development to our employees is reflected in our monthly training sessions, which equip our team with the tools and knowledge to excel in their careers. We also held comprehensive training sessions for our staff to enhance their expertise, to ensure quality assurance, and team-building activities.	Throughout the year	Throughout the year	Social Media Post	AED 281,631.28
13	Career Fairs	We aimed to attract and engage fresh graduates with more focused on UAE nationals who are passionate about pursuing careers in the financial sector. By offering these opportunities, we seek to help bridge the talent gap in the region, support the UAE's long-term economic vision, and empower the next generation of leaders in the financial industry.	Throughout the year	Throughout the year	Staff Announcement and Social Media Post	AED9,600

دار التمويل ش.م.ع؛ ص.ب ٧٨٧٨، أبوظبي، ا.ع.م؛ هاتف: ٩٩٩ ٦٢١٩ (٢) ٩٧١+
Finance House P.J.S.C; P.O.Box 7878, Abu Dhabi, U.A.E; Tel: +971 (2) 6219 999
شركة مساهمة عامة برأس مال وقدره ٣٠٢,٨٣٧,٧٧٠ درهم إماراتي Public Joint Stock Company and the share capital is AED 302,837,770
Confidential

دار التمويل
FINANCE HOUSE
P.J.S.C - ش.م.ع

The Corporate Governance Report will be available to shareholders, stakeholders and stock market customers through the Company's website, and Abu Dhabi Securities Exchange (ADX) websites, in compliance with disclosure and transparency and in accordance with the requirements of corporate governance. The management is ready to answer any queries.

Signature of the Chairman of the Board of Directors	Signature of the Audit Committee Chairman	Signature of the Nomination and Remuneration Committee Chairman	Signature of Head of Internal Audit Department
Date: 06/03/2026	Date: 06/03/2026	Date: 06/03/2026	Date: 06/03/2026

Company Official Seal

دار التمويل ش.م.ع؛ ص.ب ٧٨٧٨، أبوظبي، ا.ع.م؛ هاتف: ٩٩٩ ٦٢١٩ (٢) ٩٧١+
Finance House P.J.S.C; P.O.Box 7878, Abu Dhabi, U.A.E; Tel: +971 (2) 6219 999
شركة مساهمة عامة برأس مال وقدره ٣٠٢,٨٣٧,٧٧٠ درهم إماراتي Public Joint Stock Company and the share capital is AED 302,837,770

ESG
Sustainability Report

دار التمويل
FINANCE HOUSE

ENVIRONMENTAL SOCIAL GOVERNANCE REPORT 2025








AI
CO2

TABLE OF CONTENTS

4 Executive Summary

6 Driving Sustainable Finance: Our Key ESG Frameworks

8 Introduction

10 Charting The Course: Our ESG Integration Objectives

12 Our ESG Achievements: A Year In Review

13 Environmental Initiatives

15 Social Responsibility and Community Engagement

21 Economic Initiatives

22 Governance Initiatives



Executive Summary



ESG Strategy Framework

At Finance House P.J.S.C., our Environmental, Social and Governance (ESG) Strategy defines a clear and deliberate path toward sustainability within the financial services sector. It reflects our commitment to embedding sustainability at the core of our enterprise, ensuring that environmental responsibility, social equity and strong governance are integrated into our operating model and strategic decision-making processes.

For Finance House, ESG is not a peripheral initiative or a compliance exercise. It is a fundamental business imperative. These principles shape our corporate philosophy, guide our risk management approach and inform how we create value for our customers, shareholders, employees and the communities we serve.

Our multi-year projects outline measurable objectives and actionable initiatives designed to generate long-term, resilient value. Through disciplined execution and transparent accountability, we aim to contribute meaningfully to national priorities and global sustainability agendas, while reinforcing trust in our institution.

This strategy serves as our blueprint for responsible growth. It strengthens our commitment to environmental stewardship, advances social well-being and upholds the highest standards of governance, ensuring that Finance House continues to operate with integrity, purpose, and long-term vision.



Driving Sustainable Finance: Our Key ESG Frameworks

UAE Green Agenda 2030

The UAE Green Agenda establishes a comprehensive national roadmap for transitioning toward a sustainable, knowledge-based green economy. It emphasizes green growth metrics, sustainable mobility, responsible resource utilization, and climate resilience.

In alignment with this national framework, Finance House P.J.S.C. is committed to advancing environmentally responsible financial solutions and embedding sustainable operational practices across our business. Through disciplined governance and forward-looking product strategies, we aim to contribute to the UAE's ambition of positioning itself as a global hub for sustainable development.

UAE National Climate Plan

The UAE National Climate Plan underscores the nation's commitment to economic diversification while accelerating carbon emission reductions and expanding clean energy adoption.

Finance House P.J.S.C. supports this vision by integrating carbon reduction initiatives within its operational footprint and by encouraging sustainable financing practices. Our internal environmental management efforts are designed to progressively reduce our carbon intensity, reinforcing our role as a responsible financial institution aligned with national climate priorities.

UAE Net Zero 2050

The UAE Net Zero 2050 initiative represents a landmark national commitment to achieving carbon neutrality through a balanced combination of emissions reduction, technological innovation, carbon offset mechanisms, and sustainable infrastructure investment.

As part of our ESG framework, Finance House P.J.S.C. actively promotes energy-efficient operations, advances carbon offset initiatives, and supports long-term investments in environmentally sustainable technologies. Through these measures, we contribute to the UAE's pathway toward a low-carbon future while strengthening the resilience of our own business model.



United Nations Sustainable Development Goals (SDGs)

The United Nations Sustainable Development Goals (SDGs) provide a globally recognized blueprint for addressing systemic challenges including climate change, inequality, economic inclusion, and responsible resource management.

Finance House P.J.S.C. aligns its sustainability initiatives with selected SDGs that are most relevant to our sector and strategic priorities. In particular, we focus on advancing responsible consumption and production, promoting decent work and economic growth, and fostering partnerships for sustainable development. This targeted alignment ensures that our ESG initiatives are measurable, impactful, and globally relevant.

Conclusion

Collectively, our ESG strategy reflects a deliberate alignment with key national frameworks and international sustainability standards. By embedding environmental stewardship, social responsibility, and strong governance into our core operations and strategic decision-making, Finance House P.J.S.C. reinforces its commitment to sustainable growth.

Through disciplined execution and transparent accountability, we aim to create enduring value for our stakeholders while contributing to the UAE's long-term vision and the broader global sustainability agenda.



Introduction

Our Commitment

As a publicly listed institution headquartered in Abu Dhabi, Finance House P.J.S.C. recognizes the environmental, social and governance responsibilities that accompany our role in the market. The global momentum toward sustainability has reached a defining moment, requiring institutions to lead with purpose rather than respond with compliance alone.

Our alignment with national priorities such as the UAE Green Agenda and international frameworks including the United Nations Sustainable Development Goals reflects our commitment to decisive and measurable action. This strategy marks a strengthened and structured approach to ESG integration, ensuring we not only meet evolving regulatory and market expectations, but also contribute to shaping higher standards for sustainable financial services.

Importance of ESG

The integration of Environmental, Social and Governance (ESG) principles has become a defining strategic priority for institutions worldwide, particularly within the financial sector. As a facilitator of capital and credit, Finance House P.J.S.C. plays a pivotal role in influencing sustainable market practices. This position carries both a fiduciary responsibility and a strategic obligation to lead with integrity and foresight.

ESG is not limited to risk management or regulatory compliance. It represents a powerful framework for long-term value creation.

- **Environment:** By actively reducing our carbon footprint and promoting efficient resource utilization, we enhance operational resilience, generate cost efficiencies, and strengthen the long-term sustainability of our business.
- **Social:** Through prioritizing employee well-being, diversity, inclusion, and community engagement, we reinforce stakeholder trust, deepen customer loyalty, and attract high-caliber talent aligned with our values.
- **Governance:** By upholding transparency, ethical conduct, and strong oversight structures, we enhance investor confidence and reinforce the stability and credibility of our institution.

By embedding ESG considerations into our strategic and operational decision-making, Finance House P.J.S.C. moves beyond reactive compliance. ESG informs not only our core business activities but also our relationships with customers, shareholders and the communities we serve. It is a comprehensive approach that integrates responsible practices into our institutional fabric, supporting sustainable growth and enduring stakeholder value.



Charting The Course: Our ESG Integration Objectives

3.1 Environmental Initiatives

3.1.1 Resource Efficiency and Waste Management

This objective encompasses initiatives focused on waste reduction, energy conservation, and adherence to the principles of Reduce, Reuse and Recycle. It includes clean-up activities, increased use of natural lighting, and the segregation of biodegradable and non-biodegradable waste, among other operational measures.

3.1.2 Renewable Energy and Carbon Neutrality

Aligned with our commitment to progress toward carbon neutrality, this objective focuses on initiatives such as transitioning to LED lighting, deploying energy-efficient HVAC systems, and adopting technological solutions aimed at reducing our overall carbon footprint.

3.1.3 Community Environmental Engagement

Through initiatives such as structured clean-up campaigns, this objective seeks to engage employees and the wider community in advancing environmental sustainability.

3.2 Social Responsibility and Community Engagement

3.2.1 Employee Well-being and Stakeholder Engagement

This objective includes initiatives such as health check-up programs and staff sustainability reward schemes, aimed at enhancing the well-being of employees and strengthening engagement with key stakeholders.

3.2.2 Social Equity and Inclusion

This theme focuses on advancing diversity and inclusion, with the goal of increasing female representation in management roles and promoting social equity through structured community partnerships.

3.2.3 Community Initiatives

Aligned with charitable contributions and community service efforts, this objective emphasizes the allocation of resources toward societal development through financial support and active community involvement.

3.3 Economic Responsibility

3.3.1 Local Economic Development

Our investment approach supports local entrepreneurship and broader economic growth, incorporating responsible investment practices and integrating ESG considerations into investment decision-making processes.

3.4 Governance and Oversight

3.4.1 Transparency and Accountability

Efforts to implement an ESG dashboard and introduce transparency mechanisms like digitization and electronic services fall under this objective.



Our ESG Initiatives: A Year In Review

Our Approach

Finance House P.J.S.C. remains steadfast in advancing its Environmental, Social and Governance objectives through a structured and disciplined framework. Our overarching priority is to embed sustainable practices across our operations, investment decisions and community engagements. By strengthening transparency, promoting responsible financing, and implementing proactive ESG initiatives, we seek to deliver positive environmental impact, advance social well-being and uphold robust governance standards. This integrated approach supports long-term resilience and sustainable value creation for our stakeholders and the communities we serve.

As we progress into the next phase of our ESG journey, we acknowledge the meaningful strides already made. The following section outlines our completed and ongoing initiatives, organized across the respective ESG pillars.

4.1 Environmental Initiatives

Finance House P.J.S.C. recognizes the Environment as a fundamental pillar of its ESG framework and a cornerstone for building a responsible and resilient future. We view environmental stewardship not as an optional initiative, but as a strategic priority within today's evolving global landscape.



Plant. Preserve. Protect. A Community-Driven Environmental Initiative

Plant. Preserve. Protect. is a community-driven sustainability initiative developed in collaboration with the RAK Public Services Department, the Environment Protection & Development Authority (EPDA RAK), Ras Al Khaimah Municipality Department, the Environment Agency – Abu Dhabi, and Adventure with Nature. The initiative was designed to advance environmental awareness and foster meaningful community engagement through structured and responsible action.

The campaign incorporated a public clean-up drive to enhance shared natural spaces, alongside a tree-planting program aimed at supporting long-term environmental objectives. Participants gathered at Wadi Naqab, Ras Al Khaimah, to contribute through tree planting, clean-up efforts, and guided hiking activities. The day reflected collective action, shared responsibility, and a tangible commitment to environmental stewardship.

Through this collaboration, Finance House P.J.S.C. reinforces its commitment to corporate responsibility and to contributing toward a greener, more sustainable future.



Encouraging Sustainable Consumption in the Work-place

As part of its Environmental, Social and Governance commitment, Finance House P.J.S.C. implemented a company-wide, reusable, eco-friendly thermoses. This strategic initiative significantly reduces plastic consumption and waste, embedding environmentally responsible practices into daily operations.

By adopting reusable thermoses, Finance House has taken a tangible step toward minimizing its environmental footprint while fostering a culture of accountability, awareness and long-term sustainability. This action reflects the organization's broader commitment to integrating ESG principles into its core strategy and advancing responsible corporate stewardship.



World Water Day: Promoting Awareness on Glacier Preservation

In recognition of World Water Day, Finance House P.J.S.C. marked the occasion by sharing awareness on the urgent need to protect glaciers, one of the planet's most vital freshwater sources. As climate change accelerates glacier loss, the long-term security of freshwater supplies for billions of people remains at increasing risk.

Through this awareness initiative, the organization emphasized the importance of environmental consciousness and collective responsibility in safeguarding critical natural resources for future generations.



Earth Hour: Collective Action for the Planet

Finance House P.J.S.C. observed Earth Hour by switching off non-essential lights for one hour in alignment with the global call to action. The initiative was accompanied by internal awareness efforts encouraging participation and reflection on climate responsibility.

By taking part in the "Biggest Hour for Earth", the organization reinforced the message that meaningful change begins with simple actions. Whether through switching off lights, learning about climate change, or promoting awareness, every step contributes to a more sustainable future.



World Environment Day: Advancing Environmental Awareness

In observance of World Environment Day, Finance House P.J.S.C. marked the occasion by promoting awareness on the importance of environmental protection and sustainable living. Through dedicated awareness initiative, the organization reinforced the message that collective action today contributes to a stronger and more resilient tomorrow.

By highlighting the theme of building a greener future, the initiative underscored Finance House's continued commitment to environmental responsibility and long-term sustainability.



Leveraging Drone Technology for Sustainable Operations

Finance House P.J.S.C. adopted drone technology for façade cleaning at its facilities, demonstrating a practical application of innovation to enhance operational efficiency and sustainability.

The use of drones enables safer and faster cleaning processes at height while conserving water and optimizing resource utilization. This approach reflects the organization's commitment to integrating smart technologies that reduce environmental impact and improve workplace safety.
Through initiatives such as this, Finance House reinforces its focus on innovation-driven sustainability and responsible operational practices.

4.2 Social Responsibility and Community Engagement

At Finance House P.J.S.C., meaningful impact extends beyond financial performance into the communities we serve. The organization remains committed to advancing community development through diverse initiatives, including support for education, promotion of employee health and well-being, and encouragement of active participation in social impact programs. These efforts are designed to strengthen community ties and foster a culture of responsible engagement.

This commitment equally prioritizes the well-being and development of employees. Recognizing that people are central to sustained success, Finance House emphasizes talent retention, employee engagement, work-life balance, and adherence to strong ethical standards, ensuring a supportive and values-driven workplace environment.



Empowering People of Determination Through the Organic Food Market

Finance House P.J.S.C., in partnership with the Zayed Humanitarian Organization and the Zayed Agricultural Centre for Development and Rehabilitation, organized an Organic Food Market to support the sale of organic products produced by People of Determination.

This initiative reflects the organization's ESG commitment to advancing inclusive community development. The market featured a diverse range of organic products proudly produced by People of Determination, creating a platform that supports their empowerment and economic participation. Through this collaboration, Finance House reinforces its commitment to social inclusion, integration, and enabling meaningful participation in both professional and everyday life.



Blood Donation Drive: Supporting Community Health

Finance House P.J.S.C. organized a Blood Donation Drive in association with the Abu Dhabi Blood Bank, reinforcing its commitment to community health and social responsibility.

Employees came together to participate in this life-saving initiative, demonstrating collective compassion and solidarity. The drive reflected the organization's belief that meaningful impact often begins with simple acts that contribute to the well-being of the wider community.



Ramadan Iftar Meal Distribution: Spreading Kindness and Care

During the holy month of Ramadan, Finance House P.J.S.C. organized an Iftar meal distribution initiative to extend support to those in need. Through the distribution of meal boxes, the initiative sought to provide nourishment and comfort while reinforcing the spirit of generosity that defines the month. As Ramadan concluded, the organization reaffirmed its commitment to compassion, community support, and shared values of togetherness and giving.



Clothes Donation and Recycling Initiative in Association with Make-A-Wish Foundation

As part of its commitment to community engagement, Finance House P.J.S.C. introduced a Clothes Donation Box initiative at our Head Office in association with the Make-A-Wish Foundation. The initiative promotes responsible recycling by encouraging the donation of gently used clothing, reducing textile waste while extending support to those in need.

By integrating sustainability with social impact, the initiative reflects the organization's commitment to environmental responsibility and community care, fostering a culture of conscious giving and collective contribution.



Employee Talent Carnival: Celebrating People and Purpose

At Finance House P.J.S.C., every initiative is designed to contribute not only to professional development but also to a broader culture of responsibility and shared purpose. Recognizing that employees are central to the organization's continued success, the Employee Talent Carnival was organized as a celebration of teamwork, camaraderie and appreciation.

The event brought colleagues together in an atmosphere of collaboration and positivity, creating meaningful connections and lasting memories. It reflects Finance House's commitment to fostering an inclusive workplace culture where employees feel valued, engaged and inspired to contribute both professionally and socially.



Health Boost Initiative: Promoting Employee Well-Being

At Finance House P.J.S.C., the commitment to Environmental, Social and Governance principles extends to prioritizing employee well-being. As part of ongoing efforts to cultivate a healthy and productive workplace, the organization introduced the "Health Boost" initiative, providing ginger shots to employees as a simple yet meaningful wellness measure.

This initiative reflects a broader dedication to encouraging healthier lifestyles and sustaining workplace energy and focus. By investing in the well-being of its people,

Finance House reinforces the importance of creating an environment where health, engagement and productivity can flourish. Health Boost demonstrates the belief that small, thoughtful actions can contribute to a stronger culture of care and long-term organizational resilience.



Breast Cancer Awareness Initiative: Promoting Early Detection and Care

Finance House recognizes the importance of awareness and early detection in safeguarding health and well-being. In partnership with Emirates Hospitals, the organization hosted a dedicated Breast Cancer Awareness Day aimed at empowering women through education, preventive guidance and access to information. The initiative focused on reinforcing the importance of regular screening and informed health decisions.

Through collaborative efforts, Finance House continues to support initiatives that promote care, awareness and community well-being.



Emirati Women's Day: Celebrating Talent and Tradition

On Emirati Women's Day, Finance House. celebrated the spirit, talent and contributions of its Emirati female colleagues through a thoughtfully curated candle-making workshop. The session blended creativity with cultural heritage, as participants explored natural fragrances and crafted candles inspired by traditional Midkhan designs. The initiative reflected appreciation for artistry, tradition and the invaluable role Emirati women play within the organization and the wider community.



Employee Health Check-Up Day: Prioritizing Workplace Well-Being

Finance House P.J.S.C. organized a Health Check-Up Day as part of its ongoing commitment to employee well-being and preventive care. The initiative provided team members with convenient access to essential health screenings, reinforcing the importance of proactive health management. By prioritizing physical well-being, Finance House fosters a supportive workplace environment where employees can thrive both personally and professionally.



Achieving Emiratization Targets and Nafis Recognition: Investing in National Talent

Finance House successfully achieved its Emiratization target, underscoring its strong commitment to supporting the professional development of Emirati nationals within the organization. This milestone reflects sustained efforts to create meaningful career opportunities through structured learning programs, mentorship initiatives and clearly defined advancement pathways. By empowering local talent, Finance House contributes to the long-term development of the UAE's workforce and supports the nation's broader economic sustainability objectives.

Further reinforcing this commitment, Finance House was honored with the Nafis Award 2024–2025. This recognition acknowledges the organization's dedication to advancing Emirati talent, fostering professional growth and supporting the UAE's vision for a dynamic and sustainable workforce.



Supporting Art and Artists: Mural Installation at Finance House Head Office

As part of its commitment to cultural engagement and creative expression, Finance House P.J.S.C. supported the execution of a mural art at its Head Office, transforming a once-blank wall into a vibrant visual statement. Created by a graffiti artist with a distinct creative vision, the artwork reflects themes of growth, energy and optimism. More than a decorative element, the mural serves as a source of inspiration for employees and visitors alike, fostering a dynamic and engaging workplace environment. The initiative underscores the organization's belief that art strengthens connection, celebrates culture and enhances everyday spaces. Through this project, Finance House reinforces its support for local artistic talent while promoting positivity and creative expression within its corporate environment.



Celebrating UAE National Day: Honouring Culture and Community

Finance House P.J.S.C. commemorated UAE National Day with a vibrant celebration that brought together culture, community and shared pride. The event reflected the organization's deep respect for the nation's heritage and its commitment to fostering unity within the workplace.

The celebration featured a traditional dance performance that showcased the rich cultural legacy of the UAE. Employees gathered in thoughtfully designed spaces inspired by Emirati tradition, where they engaged with authentic arts and crafts and enjoyed local delicacies such as Regaq and Luqaimat, prepared by a local Emirati entrepreneur.

By supporting local businesses and embracing cultural traditions, Finance House reinforced its connection to the community and its dedication to preserving and celebrating the values that define the UAE.



Supporting Youth Achievement: Fatima Al Awadhi's Journey to Mount Elbrus

Finance House P.J.S.C. supported Fatima Al Awadhi in her remarkable journey to become the youngest Emirati to summit Mount Elbrus, Europe's highest peak.

Her achievement reflects determination, resilience and national pride. By sharing her story of perseverance and growth, the initiative highlights the importance of empowering young talent to pursue ambitious goals and break new ground.

Through this support, Finance House reinforces its commitment to encouraging youth development, celebrating excellence and contributing to a culture of aspiration and achievement.



Emotional Intelligence Training: Strengthening Workplace Resilience

Finance House P.J.S.C. recognizes emotional intelligence as a critical driver of personal effectiveness and professional growth. Employees participated in a dedicated Emotional Intelligence Training program focused on enhancing self-awareness, empathy and communication capabilities. The initiative supports the development of stronger interpersonal skills and more collaborative working relationships.

Through programs such as this, Finance House continues to foster a mindful, connected and resilient workplace culture.

4.3 Economic Initiatives

Finance House P.J.S.C. extends beyond conventional investment approaches by placing community-focused financial solutions at the center of its strategy. The organization prioritizes the development and promotion of investment and financial products designed to serve and support the communities in which it operates.

In alignment with responsible business practices, lending strategies are structured to promote financial inclusion, encourage sustainable partnerships and cultivate long-term client relationships that contribute to the economic development of the UAE.

These initiatives are guided not solely by financial performance, but by a commitment to strengthening client trust and fostering a resilient, sustainable and responsible economic environment.



Junior Investment Account: Building Financial Futures Early

The Junior Investment Account was launched by Investnation, a product of FH Capital, which is a wholly owned subsidiary of Finance House P.J.S.C. This first-of-its-kind savings and investment solution is designed to help families build a secure financial foundation for their children from an early age.

The account enables parents to adopt a disciplined approach to saving and investing while maintaining full parental oversight and control. By combining structured investment practices with competitive returns, the Junior Investment Account offers families a practical and rewarding way to grow long-term savings and cultivate responsible financial habits among the next generation. This initiative reflects the Group's broader commitment to advancing financial literacy, supporting intergenerational wealth creation and contributing to sustainable economic development.



Showcasing Gold Loan Solutions - Jewellery & Watch Show Participation

Finance House participated in the Jewellery & Watch Show at ADNEC, Abu Dhabi, engaging visitors through its "Vault of Possibilities" concept and highlighting the value proposition of its Gold Loan offering.

The activation welcomed a strong flow of attendees to the Finance House booth, where visitors explored how their gold assets could be leveraged into immediate financial

opportunity. The initiative reinforced the message that gold is not only an asset of adornment, but also a practical financial resource.

Through such industry engagements, Finance House continues to enhance awareness of its products while strengthening connections with the community and prospective customers.

4.4 Governance Initiatives



Strengthening Governance: Training on Global Internal Audit Standards

At Finance House, we are dedicated to advancing governance excellence as part of our ESG principles. Our Internal Audit Team participated in an insightful training session on the newly released Global Internal Audit Standards (GIAS), conducted by our Group Head – Internal Audit. The session provided a deep dive into the 15 guiding principles and their implementation, ensuring our auditors are equipped to enhance quality, excellence, and conformance in their practices. This initiative reflects our dedication to continuous professional development and strengthening governance across our organization.



Strengthening Compliance Through FATCA & CRS Training

Understanding FATCA and CRS compliance extends beyond regulatory adherence; it is essential for safeguarding institutional integrity and reinforcing long-term credibility. Through structured corporate training programs, Finance House P.J.S.C. equips teams with a clear understanding of reporting obligations, common compliance risks and evolving international standards. This proactive approach supports sound governance practices and ensures alignment with global regulatory expectations.



Investing in Learning and Professional Development

Finance House P.J.S.C. remains firmly committed to education and continuous capability development. During the reporting cycle, more than 20 in-house training programs were delivered, providing over 1,000 hours of learning to more than 250 employees across the organization. This estimate is based on a conservative calculation of a minimum of four hours per in-house

session and excludes external training as well as CPD and CPE learning hours.

The programs covered a comprehensive range of topics aimed at strengthening leadership, regulatory compliance, operational effectiveness and customer engagement. Key sessions included Leadership in Action, Service to Sales, Code of Conduct, Compliance and AML, CRS Training, Effective Debt Counselling and Collections, Capital Code of Conduct, CBUAE Do's and Don'ts, Customer Service, Consumer Protection, Email Etiquette, Responsible Use of Gen AI, IFRS9, AML/CFT Training, Information Security and Product Training.

Collectively, these initiatives reinforce employee competencies, support regulatory alignment and promote a culture grounded in accountability, professionalism and responsible business conduct.



دار التمويل

FINANCE HOUSE